



MIDDLE BUCKS  
**Institute of Technology**

*Merging Business, Industry, and Technology*

2015/2016

PRELIMINARY

GENERAL FUND BUDGET

NOVEMBER 10, 2014

# MIDDLE BUCKS INSTITUTE OF TECHNOLOGY

## TABLE OF CONTENTS

	<u>PAGE #</u>
Budget Calendar .....	1
Explanation of Account Structure.....	2-4
General Fund Budget Highlights	
• Commentary .....	5-11
• Comparison of Expenditures by Object .....	12-13
Detailed General Fund Budget Presentation	
• Budgeted General Fund Contributions by Member Districts .....	14
• Revenues .....	15
• Expenditures .....	16-19
• Comparison of Expenditures by Function .....	20-21
• Lease Rental – Debt Service Paid by Member Districts .....	22
PAC/Finance Committee Summary .....	23-24

**MIDDLE BUCKS INSTITUTE OF TECHNOLOGY**  
2015/2016 BUDGET CALENDAR

<b><u>DATE</u></b>	<b><u>DESCRIPTION</u></b>
August 11, 2014	2015/2016 Budget Calendar adopted by Executive Council
September 2	Finance Committee
September 9 - 19	Budget packet distributed to Management Team & professional staff
September 26	Budget packets gathered from professional staff and reviewed by Asst. Director & CTE Supervisor
October 3	Budget packets due to Business Manager
October 7	Finance Committee
November 4	Preliminary budget presented to Finance Committee
November 10	Budget presentation to Executive Council
November - January	Finance Committee work sessions (if needed)
February 3, 2015	Finance Committee review proposed budget
February 9	Budget presentation to Executive Council
March 9	2015/2016 Budget adopted
March 10 – 13	Recommended budgets sent to member district Superintendents with copies for individual School Directors
March 16 – April 30	Member School Boards approve recommended budget
May– June	Approved budget submitted to PDE

## **EXPLANATION OF THE MAJOR EXPENDITURE FUNCTIONS**

The format of the proposed budget is from the Manual of Accounting and Financial Reporting for Pennsylvania Public Schools as prepared by the Pennsylvania Labor, Education and Community Services (LECS) Comptroller's Office, School Accounting Division, May 2005 Revision.

The following statements will serve as a brief summary of the various functions performed to accomplish the objectives of the Middle Bucks Institute of Technology.

**1000 INSTRUCTION** - Those activities dealing directly with the interaction between teachers and students and related costs, which can be directly attributed to a program of instruction.

1100 REGULAR PROGRAMS - Activities designed to provide our students with learning experiences of an academic nature to prepare them to function as well rounded citizens and family members.

1300 VOCATIONAL EDUCATION - Approved programs which provide organized learning experiences designed to develop skills, knowledge, attitudes, and work habits in order to prepare individuals for entrance into and progress through various levels of employment in career and technical fields.

**2000 SUPPORT SERVICES** - Those services that provide administrative, technical and logistical support to facilitate and enhance instruction.

2100 PUPIL PERSONNEL - Activities designed to assess and improve the well-being of students to supplement the teaching process and to meet the applicable provisions of the Public School Code of 1949.

2200 INSTRUCTIONAL STAFF – Activities associated with assisting, supporting, advising and directing the instructional staff with or on the content and process of providing learning experiences for students.

2300 ADMINISTRATION - Activities concerned with establishing and administering policy in connection with operating the system.

2400 PUPIL HEALTH - Activities that provide students with appropriate nurse services.

2500 BUSINESS - Activities concerned with paying, transporting, exchanging, and maintaining goods and services for the system.

**2600 OPERATION AND MAINTENANCE OF PLANT SERVICES** - Activities concerned with keeping the physical plant open, comfortable, and safe for use, and keeping the grounds, buildings and equipment in effective working condition and state of repair.

**2818 SYSTEM-WIDE TECHNOLOGY SERVICES** – Those activities concerned with coordinating, planning, researching, developing and evaluating the LEA’s technology functions. This object category includes the costs associated with the immediate staff assigned to coordinating, planning, researching, developing and evaluating the LEA’s technology functions. Also included are all related costs associated with the school-wide technology initiative.

**3000 OPERATION OF NON-INSTRUCTIONAL SERVICES** - Those activities concerned with providing non-instructional services to students, staff or the community.

**3200 STUDENT ACTIVITIES** - School sponsored activities under the guidance and supervision of staff.

**5000 OTHER FINANCING USES** - The disbursement of governmental funds not classified in other functional areas that require budgetary and accounting control.

(NB. **5900 BUDGETARY RESERVE** is not an expenditure function or account. It is strictly a budgetary account.)

The following statements will serve as a brief summary of the object code (service or goods) to be obtained as a result of the budgeted expenditures within each function:

**100 SALARIES** - Gross salaries budgeted to employees of the system who are considered to be in positions of a permanent nature or hired temporarily, including personnel substituting for those in permanent positions.

**200 EMPLOYEE BENEFITS** - Amounts paid by the system on behalf of the employees. Included are retirement, FICA, group insurance, workers' compensation, tuition reimbursement, and unemployment compensation.

**300 PURCHASED PROFESSIONAL AND TECHNICAL SERVICES** - Services which by their nature require persons or firms with specialized skills and knowledge. Included are legal, auditing and architectural services among others.

**400 PURCHASED PROPERTY SERVICE** - Services purchased to operate, repair, maintain, and rent property owned by the system. Included are disposal services, building and equipment repairs and maintenance services, and construction services for renovating and remodeling paid to contractors.

**500 OTHER PURCHASED SERVICES** - Services rendered by organizations or personnel not applicable to 300 or 400 services. Included are transportation, fire and liability insurance, communications, advertising and travel, among others.

**600 SUPPLIES** - Amounts paid for items of an expendable nature that are consumed, worn out, or deteriorate in use. Included are general supplies, electricity, gasoline, and books and periodicals.

**700 PROPERTY** - Expenditures for the acquisition of fixed assets including initial equipment, additional equipment, and replacement of equipment.

**800 OTHER OBJECTS** - Amounts paid for goods and services not otherwise classified in the 100 to 700 services.

**900 OTHER FINANCIAL USES** - Classifies transactions, which are not properly recorded, as expenditures but require budgetary and accounting control, including outlays from current funds to retire debt service.

## **GENERAL FUND BUDGET HIGHLIGHTS**

### **GENERAL OVERVIEW**

In accordance with Act 1 of 2006, a preliminary proposed General Fund Budget is being presented to the Executive Council on November 10, 2014 to provide an estimate of the planned operating and debt service expenditures for school year 2015/2016. For 2015/2016, the Act 1 Index is 1.9% vs. 2.1% for 2014/2015.

The proposed General Fund expenditures and building lease rental budgets with budget-to-budget comparison summarized in table A:

Proposed General Fund Expenditures  
Table A

	<u>2015/2016</u>	<u>2014/2015</u>	<u>\$ Change</u>	<u>% Change</u>
General Fund Proposed Expenditures	\$9,265,524	\$8,657,469	\$608,055	7.02%
Authority Lease Rental	1,472,466	1,468,364	4,102	0.28%
Total General Fund Expenditures	<u>\$10,737,990</u>	<u>\$10,125,833</u>	<u>\$612,157</u>	6.05%

This proposed financial plan provides a realistic budget to continue providing a high quality education to our students and demonstrates an effort by the Administration to continue their fiscal responsibility.

### **PROJECTED REVENUE & MEMBER DISTRICTS' CONTRIBUTIONS**

MBIT receives its funding and revenue from local, state and federal sources. The largest portion of local revenue is Member Districts' contributions to the General Fund for career and technical education and operating expenditures. For 2015/2016, Members Districts' contributions are projected to be \$7,493,974 vs. \$7,268,564 for 2014/2015, an increase of \$225,410 or 3.10%. The funding from Member Districts is shared based on the average daily membership (ADM) of students. As has been the practice, a three year rolling average is used to allocate the contribution due for 2015/2016 from Member Districts. The rolling average projects that 743.8 half day about students will attend in 2015-16 compared to 719.6 in 2014/2015.

The actual amount to be paid by each district in 2015/2016 is adjusted by the amount due to Member Districts as of June 30, 2014 for the 2013/2014 fiscal school year. Based on the net secondary vocational costs and actual ADM at year-end June 30, 2014 versus average ADM employed in budget preparation, \$430,352 is due (to be refunded) to Member Districts in 2015/2016. See Table B and the bottom of page 15 – Total Due with Adjustment = \$7,063,622.

Table B.

Due to Members for 2013/2014 - Total Due with Adjustment

<u>2013/2014</u>	<u>Centennial</u>	<u>Central Bucks</u>	<u>Council Rock</u>	<u>New Hope- Solebury</u>	<u>Total</u>
Receipts from Members (+)	\$1,886,845	\$3,867,169	\$1,261,971	\$174,734	\$7,190,719
Voc-Ed Subsidy (+)	115,081	235,440	67,200	10,792	428,513
Net Secondary Costs (-)	<u>1,914,830</u>	<u>4,043,170</u>	<u>1,112,551</u>	<u>118,329</u>	<u>7,188,880</u>
Due to (from) Members	<u>\$ 87,096</u>	<u>\$59,439</u>	<u>\$216,620</u>	<u>\$67,197</u>	<u>\$430,352</u>
Proposed 2015/2016					
Receipts from Members	\$2,019,626	\$4,124,683	\$1,176,554	\$173,111	\$7,493,974
Less: Due to Members	<u>(\$ 87,096)</u>	<u>(\$59,439)</u>	<u>(\$216,620)</u>	<u>(\$67,197)</u>	<u>(\$430,352)</u>
Contribution Due w/Adjust.	<u>\$1,932,530</u>	<u>\$4,065,244</u>	<u>\$959,934</u>	<u>\$105,914</u>	<u>\$7,063,622</u>

**LEASE RENTAL**

The Member Districts make lease rental payments on behalf of MBIT to the Middle Bucks AVTS Authority to fund repayment of the Series of 2003, 2006 and 2014 bonds. The payments for 2015/2016 and 2014/2015 are \$1,472,466 and \$1,468,364, respectively. The debt service is allocated to Member Districts using the market value as determined by the State Tax Equalization Board. See page 22 for more information.

Please see Table C and page 14 for a summary of Member Districts' contributions to fund the proposed 2015/2016 and approved 2014/2015 budgets.

Proposed Member Districts' Contributions

Table C

	<u>2015/2016</u>	<u>2014/2015</u>	<u>\$ Change</u>	<u>% Change</u>
General Fund Member District Contributions	\$7,493,974	\$7,268,564	\$225,410	3.10%
Authority Lease Rental	1,472,466	1,468,364	4,102	0.28%
Total Projected Contributions	<u>\$8,966,440</u>	<u>\$8,736,928</u>	<u>\$229,512</u>	<u>2.63%</u>

State Subsidies are received in form of the Vocational Education Subsidy which is paid based on Vocational Average Daily Membership (VADM). Subsidy received in 2015/2016 will be based upon the VADM from 2014/2015. The Vocational Education Subsidy is projected higher than 2014/2015. The state also pays subsidies that are equivalent to one half of the cost for Social Security and Retirement.

Federal subsidy is for Carl D. Perkins Local Plan and is projected four percent lower than budgeted for 2014/2015.



## OTHER INFORMATION

The annualized CPI-U for the Philadelphia region:

	<u>2014</u>	<u>2013</u>	<u>2012</u>
December	???	1.2%	1.8%
August	1.3%	1.1%	1.4%

### Fund Balances as of July 1, 2014:

Committed for PSERS – General Fund	<u>\$145,000</u>
Unassigned – Adult Ed	<u>\$229,260</u>
Unassigned – Production Control	<u>\$338,625</u>

## ASSUMPTIONS

As of the November 10, 2014 presentation of the proposed budget there were many unknowns including: member district contract negotiations, equivalent premium rates for health insurance, certified PSERS employer contribution rate, property and casualty insurance rates, and utilities. This presentation includes assumptions to deal with the unknowns.

Significant assumptions impacting this budget projection include:

1. A new Sports Therapy and Exercise Management program is included for 2015/2016 with \$117,832 budgeted for teacher salary, benefits and supplies.
2. Object Code 100 – Salaries and wages in this budget increase \$153,438 or 1.77% of the budget-to-budget increase. The teacher salary matrix is prepared using input from member district teachers' contracts. One of the member districts maybe in status quo with their teachers. The budget for teachers' salaries assumes this and also contemplates changes for step and level of teachers. The salary and wage adjustment for administrators and support staff includes a two percent increase from 2014/2015 salary and wage rates.
3. Object Code 200 – Benefits. Overall benefits are projected to increase by \$300,527 or 3.47% of the budget-to-budget increase. More specifically:
  - Medical & prescription benefit cost are budgeted using the plans offered under the teachers' contract to all eligible employees and known elections thereunder. A first, second and third look renewal will be released after this presentation. To estimate cost, the consultants have recommended using 8% increase for medical and 10% increase for prescription over the 2014/15 premium equivalent rates for budget purposes. The result is the budget line costs increase by 5.0% or \$40,993.
    - Teachers and all eligible staff participating in the benefits contribute a percentage of the health and prescription plan equivalent premium

based on coverage they elect. For the PPO plans, employees share either 21% or 16% of premium cost. For the HMO POS plan, employees share 11% of premium. The prescription plan offered is Future Scripts \$5/\$20/\$35 formulary/non-formulary.

- These costs are self-insured.
  - Health and prescription benefits are offered via the Bucks & Montgomery County Schools Health Care Consortium.
  - Dental benefits are provided via United Concordia/School Claims Services and are self-insured. The budget line cost for 2015/2016 are \$6,335 higher – 8.7%% when compared to 2014/2015.
  - Retirement has been budgeted using the PSERS non-certified employer contribution rate of 25.83% for 2015/2016. For 2014/2015, the PSERS certified rate was 21.40%. Employer retirement contribution cost increase budget-to-budget \$241,168 or 2.79%. The Executive Council has approved creation of a Committed Fund Balance for purposes of mitigating the escalating employer contributions to PSERS. The Committed Fund Balance is currently \$145,000 and a portion will be utilized for 2015/2016.
4. Object Code 300 – Purchased Professional & Technical Services decrease by \$4,060 or -0.03% budget-to-budget from 2014/2015.
  5. Object Code 400 – Purchased Property Services are presented as a net increase of \$43,243 or 0.05% budget-to-budget from 2014/2015. The net increase results from increases in cost of maintaining and leasing equipment.
  6. Object Code 500 – Other Purchased Services shows net increase 0.01% or \$9,656 budget-to-budget.
  7. Object Code 600 – Supplies cost have a net decrease of \$19,030 or -0.22% budget-to-budget with 2014/2015. Electricity cost are budgeted lower than 2014/2015 as the result entering a fixed energy price agreement for July 2013 through July 2015 and natural gas are budgeted level with 2014/2015.
  8. Object Code 700 – Equipment is slightly higher than 2014/2015 for needed school furniture and information technology infrastructure replacements.

## **REVENUES**

### **6000 REVENUE FROM LOCAL SOURCES**

Revenues from local sources reflect Member Districts' contributions and other revenues stemming from operation of the School. Member Districts will be billed on the approved three-year averaging formula with adjustments made the following fiscal year based on actual district enrollment. Rental of Building is projected based on known past events, which are expected to reoccur. Interest income is projected using rate of 0.10% received on deposits.

### **7000 REVENUE FROM STATE SOURCES**

Vocational Educational Subsidies for 2015/2016 reflect estimated ADM enrollment information from 2014/2015.

Revenues from Social Security and Retirement reimbursements are approximately one-half of budgeted Social Security and Retirement expenditures for the 2015/2016 school year.

### **8000 REVENUE FROM FEDERAL SOURCES**

The Perkins Act Local Plan was re-authorized for six years in 2006. It has been extended by continuing resolutions in Congress. The funding for 2015/2016 is \$265,000 reflecting a decrease of \$12,085 from 2014/2-15.

### **9000 FUND BALANCE / INTERFUND TRANSFER**

For 2015/2016, unassigned fund balance from Adult Ed and Production Control funds is being utilized to fund the startup of the new Sports Management and Exercise Science education program. Additionally, a portion of the General Fund Committed Fund balance is being used to mitigate the increase in PSERS employer contribution rate increase.

## **EXPENDITURES**

The following information is presented by Object Code. Functional account numbers are referenced parenthetically where appropriate.

### **100 SALARIES & WAGES**

The teachers' salaries are calculated using an averaging formula utilizing the median of the highest masters' step from the member school district teachers' matrices. In preparing the first draft, one member school districts is anticipated to be out of contract. The MBEA teachers' contract expires June 30, 2017.

All non-bargaining unit salaries are budgeted to provide up to a 2% increase based upon Finance Committee review and are subject to Executive Council approval. The Act 93 plan expires June 30, 2015.

### **200 EMPLOYEE BENEFITS**

All cost for employee benefits have been budgeted as mandated by regulations and using known contractual obligations.

The 2015/2016 employer contribution rate used for this budget is 25.84% per the PSERS projections as of June 30, 2013. For 2014/2015, the PSERS certified employer rate was 21.40%.

### **300 PURCHASED PROFESSIONAL AND TECHNICAL SERVICES**

Included here are items such as Solicitor's fee, Audit fees and Technology Technical Support costs (1300, 2100, 2300, 2500, and 2800). Included in 2500 is once every three year estimate of actuarial study required for GASB 45. Under Facilities (2600) are listed such items as hazardous waste disposal, water testing, security, and Right-to-Know.

### **400 PURCHASED PROPERTY SERVICES**

Included here are all repairs, operating leases, maintenance and rental contracts as well as all non-scheduled maintenance activities (all functions). Cleaning, construction, extermination, water, and disposal services appear under Facilities.

## **500 OTHER PURCHASED SERVICES**

Professional development, travel and transportation to clinical educational experiences (1300, 2100, 2300, 2400 and 2500) are included. Printing, advertising, postage and telephone (2100, 2300, 2500) as well as general liability and property insurance (2600) are included here. The Internet connection is reflected throughout and costs associated with marketing (2100) are also included.

## **600 SUPPLIES**

All consumable supplies, books and software along with costs for heat, light and water are budgeted in this category.

## **700 PROPERTY**

Equipment replacement includes instructional laboratory equipment (1300), facilities (2600) and technology equipment upgrades (2800).

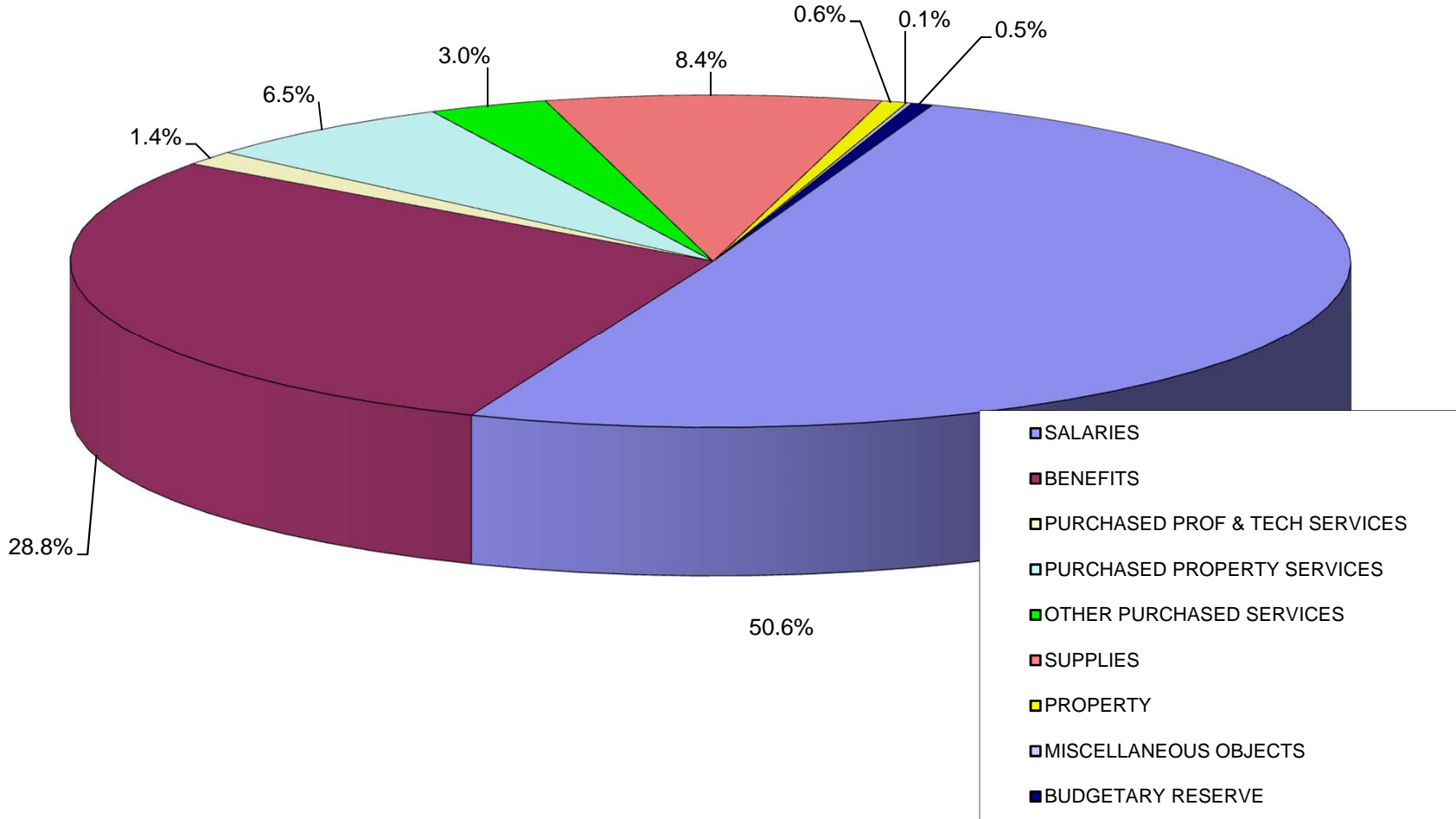
## **800 OTHER**

Incidental dues and fees, such as PACTA, PASA, PASBO and educational trade association memberships (1300, 2100, 2300, 2500, 2600 and 2800), are reflected.

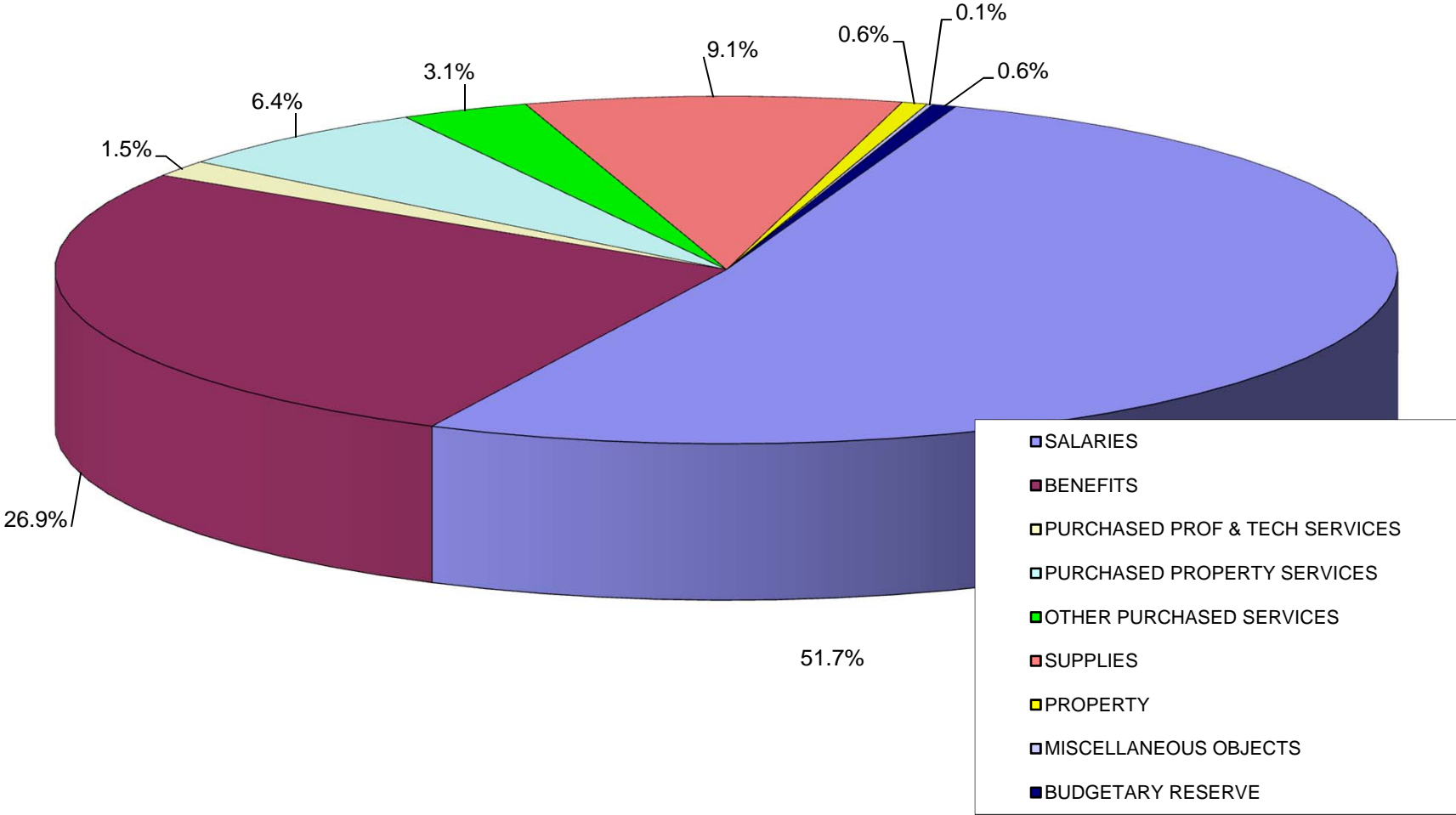
## **BUDGETARY RESERVE**

These funds are intended as a safeguard against unanticipated revenue reductions or unanticipated expenditures and provide for the possibility of salary, benefit, insurance cost and other unknown cost adjustments. Use of these funds, once approved, is subject to Executive Council action.

**MIDDLE BUCKS INSTITUTE OF TECHNOLOGY  
2015/2016 PROPOSED BUDGET  
OBJECT CODE ANALYSIS**



**MIDDLE BUCKS INSTITUTE OF TECHNOLOGY  
2014/2015 APPROVED BUDGET  
OBJECT CODE ANALYSIS**



**MIDDLE BUCKS INSTITUTE OF TECHNOLOGY  
PROPOSED BUDGET SUMMARY**

BUDGETED GENERAL FUND CONTRIBUTIONS BY MEMBER DISTRICTS

		CENTENNIAL	CENTRAL BUCKS	COUNCIL ROCK	NEW HOPE- SOLEBURY	TOTAL
<b><u>2013- 2014</u></b>						
GENERAL FUND	Pg. 15	\$1,886,845	\$3,867,169	\$1,261,971	\$174,734	\$ 7,190,719
LEASE RENTAL DEBT	Pg. 22	207,891	666,072	472,266	120,890	1,467,119
2013-2014 CONTRIBUTIONS		<u>\$ 2,094,736</u>	<u>\$ 4,533,241</u>	<u>\$ 1,734,237</u>	<u>\$ 295,624</u>	<u>\$ 8,657,838</u>
Year-to-year percentage increase						0.21%
<b><u>2014- 2015</u></b>						
GENERAL FUND	Pg. 15	\$ 1,905,817	\$ 3,975,905	\$ 1,203,674	\$ 183,168	\$ 7,268,564
LEASE RENTAL DEBT	Pg. 22	207,773	669,427	476,044	115,120	1,468,364
2014-2015 CONTRIBUTIONS		<u>\$ 2,113,590</u>	<u>\$ 4,645,332</u>	<u>\$ 1,679,718</u>	<u>\$ 298,288</u>	<u>\$ 8,736,928</u>
Year-to-year percentage increase						0.91%
<b><u>2015- 2016</u></b>						
GENERAL FUND	Pg. 15	\$ 2,019,626	\$4,124,683	\$ 1,176,554	\$ 173,111	\$ 7,493,974
LEASE RENTAL DEBT	Pg. 22	220,723	\$ 665,849	471,778	114,116	1,472,466
2015-2016 CONTRIBUTIONS		<u>\$ 2,240,349</u>	<u>\$ 4,790,532</u>	<u>\$ 1,648,332</u>	<u>\$ 287,227</u>	<u>\$ 8,966,440</u>
Year-to-year percentage increase						2.63%

Note: General fund contribution is allocated to member districts using a three-year averaging of ADM. Lease rental debt is for the Series of 2003, 2006 and 2014 Middle Bucks AVTS Authority Revenue Bonds. Lease Rental Debt is allocated based on market value as determined by Pennsylvania State Tax Equalization Board.



**MIDDLE BUCKS INSTITUTE OF TECHNOLOGY  
PROPOSED BUDGET SUMMARY**

**REVENUES**

<b>CODE</b>	<b>CATEGORY</b>	<b>2013/2014 APPROVED BUDGET</b>	<b>2014/2015 APPROVED BUDGET</b>	<b>2015/2016 PROPOSED BUDGET</b>	<b>% CHANGE</b>
<b>6000</b>	<b>REVENUE FROM LOCAL SOURCES</b>				
6510	INTEREST	\$2,000	\$1,250	\$1,250	
6740	FEES	\$6,000	\$6,000	\$6,000	
6910	RENTAL OF BUILDING	12,000	12,000	6,000	
6941	TUITION - ADULT STUDENTS	42,000	36,000	36,000	
6942	TUITION - NON PARTICIPATING DISTRICT	15,300	15,300	15,300	
6946	RECEIPTS FROM MEMBER DISTRICTS	7,190,719	7,268,564	7,493,974	
6991	REFUND OF PRIOR YEARS EXPENSE	12,000	12,000	8,000	
6999	MISCELLANEOUS REVENUE	6,000	6,000	6,000	
	<b>TOTAL REVENUE LOCAL SOURCES</b>	<b>7,286,019</b>	<b>7,357,114</b>	<b>7,572,524</b>	<b>2.93%</b>
<b>7000</b>	<b>REVENUE FROM STATE SOURCES</b>				
7220	VOCATIONAL EDUCATION SUBSIDIES	360,000	380,000	400,000	
7800	SOCIAL SECURITY-STATE SHARE	164,000	166,250	173,000	
7820	RETIREMENT-STATE SHARE	374,000	477,020	605,000	
	<b>TOTAL REVENUE STATE SOURCES</b>	<b>898,000</b>	<b>1,023,270</b>	<b>1,178,000</b>	<b>15.12%</b>
<b>8000</b>	<b>REVENUE FROM FEDERAL SOURCES</b>				
8521	LOCAL PLAN/PERKINS	286,440	277,085	265,000	
	<b>TOTAL REVENUE FEDERAL SOURCES</b>	<b>286,440</b>	<b>277,085</b>	<b>265,000</b>	<b>-4.36%</b>
<b>9300</b>	<b>TRANSFER FROM ADULT ED</b>	0	0	100,000	
	<b>TRANSFER FROM PRODUCTION</b>	0	0	125,000	
	<b>COMMITTED FUND BALANCE - PSERS</b>	0	0	25,000	
	<b>TOTAL PROPOSED REVENUES</b>	<b>\$8,470,459</b>	<b>\$8,657,469</b>	<b>\$9,265,524</b>	<b>7.02%</b>

**DISTRICT CONTRIBUTION BREAKDOWN**

					<b>TOTAL DUE WITH ADJUSTMENT</b>
CENTENNIAL	26.95%	\$1,886,845	\$1,905,817	\$2,019,626	\$1,932,530
CENTRAL BUCKS	55.04%	\$3,867,169	\$3,975,905	\$4,124,683	\$4,065,244
COUNCIL ROCK	15.70%	\$1,261,971	\$1,203,674	\$1,176,554	\$959,934
NH/SOLEBURY	2.31%	\$174,734	\$183,168	\$173,111	\$105,914
	<b>100.00%</b>	<b>\$7,190,719</b>	<b>\$7,268,564</b>	<b>\$7,493,974</b>	<b>\$7,063,622</b>

**MIDDLE BUCKS INSTITUTE OF TECHNOLOGY  
PROPOSED BUDGET SUMMARY**

**EXPENSES**

<b>CODE</b>	<b>CATEGORY</b>	<b>APPROVED BUDGET</b>	<b>PROPOSED BUDGET</b>	<b>% CHANGE</b>
<b>1000</b>	<b>INSTRUCTIONAL SERVICES</b>			
1100-100	SALARIES - 3 FTE	\$263,847	\$270,084	
-200	EMPLOYEE BENEFITS	141,046	159,073	
-300	PURCHASED PROF & TECH SERVICES	0	0	
-400	PURCHASED PROPERTY SERVICES	245	1,026	
-500	OTHER PURCHASED SERVICES	2,150	2,350	
-600	SUPPLIES	250	1,000	
-700	PROPERTY	0	0	
-800	MISCELLANEOUS OBJECTS	75	125	
		<hr/>	<hr/>	
1100	TOTAL REGULAR PROGRAMS	407,613	433,658	6.39%
1300-100	SALARIES - 36.5 FTE	2,495,828	2,657,559	
-200	EMPLOYEE BENEFITS	1,296,393	1,500,323	
-300	PURCHASED PROF & TECH SERVICES	2,660	2,750	
-400	PURCHASED PROPERTY SERVICES	168,026	182,758	
-500	OTHER PURCHASED SERVICES	63,875	69,155	
-600	SUPPLIES	327,775	326,195	
-700	PROPERTY	0	0	
-800	MISCELLANEOUS OBJECTS	3,575	3,950	
		<hr/>	<hr/>	
1300	TOTAL VOCATIONAL EDUCATION PROGRAMS	4,358,132	4,742,690	8.82%
<b>2000</b>	<b>SUPPORT SERVICES</b>			
2100-100	SALARIES - 6.65 FTE	438,923	438,671	
-200	EMPLOYEE BENEFITS	210,516	237,990	
-300	PURCHASED PROF & TECH SERVICES	2,500	1,900	
-400	PURCHASED PROPERTY SERVICES	8,290	7,500	
-500	OTHER PURCHASED SERVICES	41,130	45,975	
-600	SUPPLIES	27,850	20,700	
-700	PROPERTY	0	0	
-800	MISCELLANEOUS OBJECTS	875	900	
		<hr/>	<hr/>	
2100	TOTAL SUPPORT SERVICES-PUPIL PERSONNEL	730,084	753,636	3.23%

**MIDDLE BUCKS INSTITUTE OF TECHNOLOGY  
PROPOSED BUDGET SUMMARY**

**EXPENSES**

<b>CODE</b>	<b>CATEGORY</b>	<b>APPROVED BUDGET</b>	<b>PROPOSED BUDGET</b>	<b>% CHANGE</b>
<b>2000</b>	<b>SUPPORT SERVICES (con't)</b>			
2200-300	PROFESSIONAL & TECHNICAL SERVICES	10,500	8,000	
-500	OTHER PURCHASED SERVICES	<u>4,500</u>	<u>4,200</u>	
2200	TOTAL INSTRUCTIONAL SUPPORT	15,000	12,200	-18.67%
2300-100	SALARIES - 7 FTE	541,050	558,063	
-200	EMPLOYEE BENEFITS	280,641	318,097	
-300	PURCHASED PROF & TECH SERVICES	27,900	28,900	
-400	PURCHASED PROPERTY SERVICES	11,220	10,933	
-500	OTHER PURCHASED SERVICES	40,960	40,385	
-600	SUPPLIES	17,000	17,500	
-700	PROPERTY	0	0	
-800	MISCELLANEOUS OBJECTS	<u>3,360</u>	<u>3,460</u>	
2300	TOTAL SUPPORT SERVICES-ADMINISTRATION	922,131	977,338	5.99%
2400-100	SALARIES - 1 FTE	83,820	84,260	
-200	EMPLOYEE BENEFITS	34,086	38,428	
-300	PURCHASED PROF & TECH SERVICES	1,650	1,650	
-400	PURCHASED PROPERTY SERVICES	300	600	
-500	OTHER PURCHASED SERVICES	615	500	
-600	SUPPLIES	3,700	3,100	
-700	PROPERTY	0	0	
-800	MISCELLANEOUS OBJECTS	<u>125</u>	<u>125</u>	
2400	TOTAL SUPPORT SERVICES-PUPIL HEALTH	124,296	128,663	3.51%

**MIDDLE BUCKS INSTITUTE OF TECHNOLOGY  
PROPOSED BUDGET SUMMARY**

**EXPENSES**

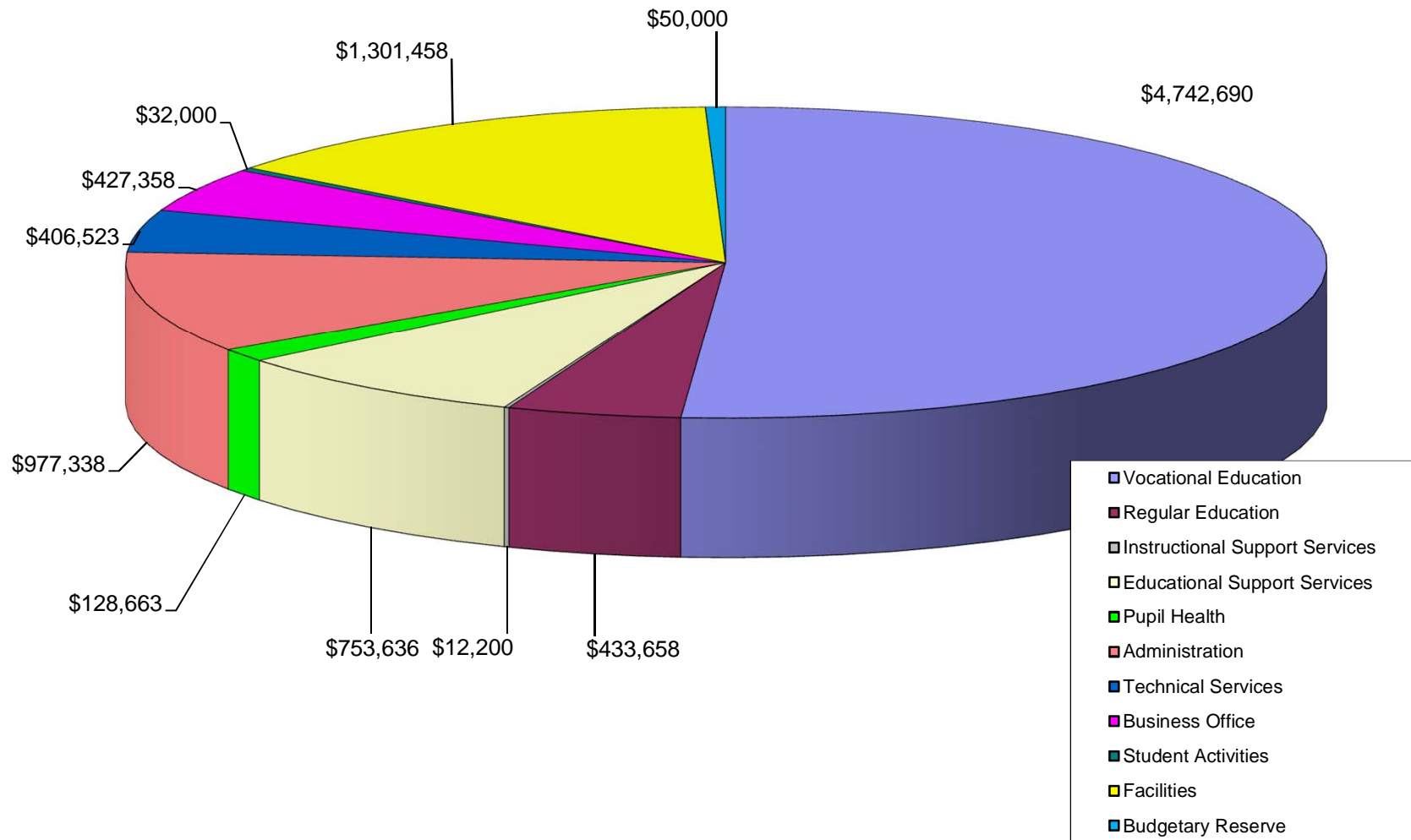
<b>CODE</b>	<b>CATEGORY</b>	<b>APPROVED BUDGET</b>	<b>PROPOSED BUDGET</b>	<b>% CHANGE</b>
<b>2000</b>	<b>SUPPORT SERVICES (con't)</b>			
2500-100	SALARIES - 3 FTE	219,569	224,340	
-200	EMPLOYEE BENEFITS	119,416	134,537	
-300	PURCHASED PROF & TECH SERVICES	32,595	32,045	
-400	PURCHASED PROPERTY SERVICES	3,883	3,810	
-500	OTHER PURCHASED SERVICES	22,025	22,076	
-600	SUPPLIES	7,375	6,700	
-700	PROPERTY	0	2,500	
-800	MISCELLANEOUS OBJECTS	1,200	1,350	
		<hr/>	<hr/>	
2500	TOTAL SUPPORT SERVICES-BUSINESS	406,063	427,358	5.24%
2600-100	SALARIES - 5 FTE	255,145	271,830	
-200	EMPLOYEE BENEFITS	154,902	177,478	
-300	PURCHASED PROF & TECH SERVICES	47,150	45,650	
-400	PURCHASED PROPERTY SERVICES	358,900	387,480	
-500	OTHER PURCHASED SERVICES	53,850	54,120	
-600	SUPPLIES	338,765	333,000	
-700	PROPERTY	26,500	30,550	
-800	MISCELLANEOUS OBJECTS	1,350	1,350	
		<hr/>	<hr/>	
2600	TOTAL SUPPORT SERVICES-FACILITIES	1,236,562	1,301,458	5.25%
2818-100	SALARIES - 2 FTE	173,772	180,586	
-200	EMPLOYEE BENEFITS	93,316	106,247	
-300	PURCHASED PROF & TECH SERVICES	7,000	7,000	
-400	PURCHASED PROPERTY SERVICES	4,000	4,000	
-500	OTHER PURCHASED SERVICES	8,400	8,400	
-600	SUPPLIES	61,375	73,365	
-700	PROPERTY	27,300	26,500	
-800	MISCELLANEOUS OBJECTS	425	425	
		<hr/>	<hr/>	
2818	TOTAL TECHNICAL SERVICES	375,588	406,523	8.24%

**MIDDLE BUCKS INSTITUTE OF TECHNOLOGY  
PROPOSED BUDGET SUMMARY**

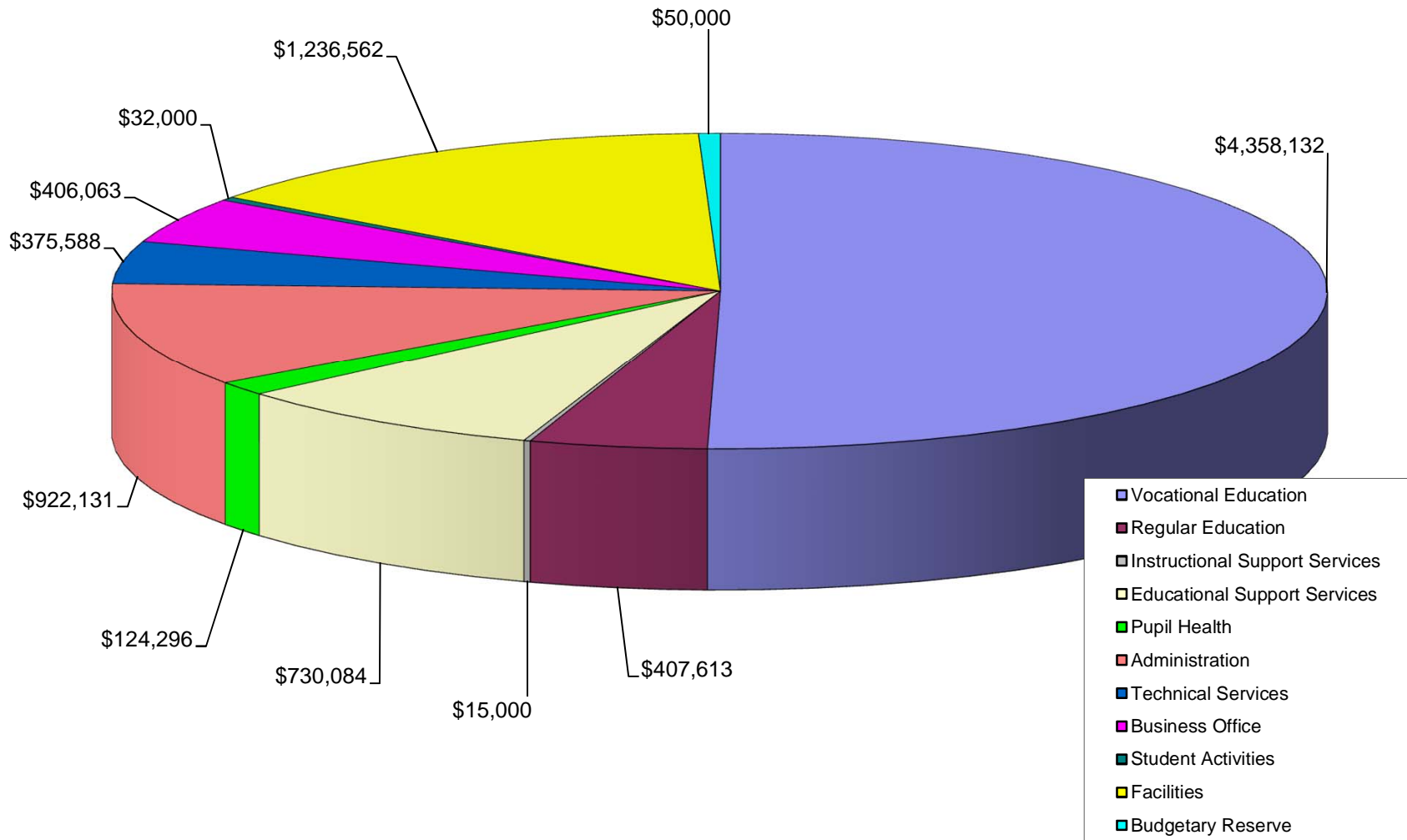
**EXPENSES**

<b>CODE</b>	<b>CATEGORY</b>	<b>APPROVED BUDGET</b>	<b>PROPOSED BUDGET</b>	<b>% CHANGE</b>
<b>3000</b>	<b>NON-INSTRUCTIONAL SERVICES</b>			
3200-500	OTHER PURCHASED SERVICES	30,000	30,000	
-600	SUPPLIES	1,000	1,000	
-800	MISCELLANEOUS OBJECTS	<u>1,000</u>	<u>1,000</u>	
3200	TOTAL STUDENT ACTIVITIES	32,000	32,000	0.00%
<b>5000</b>	<b>OTHER FINANCING USES</b>			
5900-000	BUDGETARY RESERVE	<u>50,000</u>	<u>50,000</u>	
5900	TOTAL BUDGETARY RESERVE	50,000	50,000	0.00%
	<b>TOTAL PROPOSED BUDGET</b>	<b><u><u>\$8,657,469</u></u></b>	<b><u><u>\$9,265,524</u></u></b>	7.02%
	<b>BUDGETARY RESERVE CONSISTS OF:</b>			
	OPERATING RESERVE	50,000	50,000	
	<b>TOTAL BUDGET-TO-BUDGET INCREASE:</b>	<b><u><u>\$ 187,010</u></u></b>	<b><u><u>\$ 608,055</u></u></b>	
	<b>SUMMARY OF BUDGET-TO-BUDGET CHANGES:</b>			
	1) Addition of SEM program		\$ 117,832	1.36%
	2) Net increase in instructional salaries		119,261	1.38%
	3) Net increase in administrative & support salaries & wages		34,177	0.39%
	4) Net incr. employer's cost for PSERS, FICA, WC & UC		253,484	2.93%
	5) Net increase in health insurance and contractual benefit costs		47,043	0.54%
	6) Net decrease in purchased professional services		(4,060)	-0.05%
	7) Net increase purchased property services		43,243	0.50%
	8) Net increase other purchased services		9,656	0.11%
	9) Net decrease in supplies including utilities		(19,031)	-0.22%
	10) Net increase for equipment		5,750	0.07%
	11) Net increase for other costs		700	0.01%
			<u><u>\$ 608,055</u></u>	7.02%

## MIDDLE BUCKS INSTITUTE OF TECHNOLOGY 2015/2016 PROPOSED BUDGET EXPENDITURES BY FUNCTION



## MIDDLE BUCKS INSTITUTE OF TECHNOLOGY 2014/2015 APPROVED BUDGET EXPENDITURES BY FUNCTION



**MIDDLE BUCKS INSTITUTE OF TECHNOLOGY  
PROPOSED BUDGET SUMMARY - LEASE RENTAL**

SCHOOL FACILITIES LEASE - MIDDLE BUCKS VOCATIONAL-TECHNICAL SCHOOL AUTHORITY

SERIES OF 2003 BONDS - BALANCE JULY 1, 2015	\$ 900,000
SERIES OF 2006 BONDS - BALANCE JULY 1, 2015	5,390,000
SERIES OF 2014 BONDS - BALANCE JULY 1, 2015	9,785,000
	<u>\$ 16,075,000</u>

LEASE RENTAL COVERING DEBT SERVICE IS PAID BY THE MEMBER DISTRICTS' DIRECTLY TO THE TRUSTEE UNIVEST BANK & TRUST CO. FOR THE BOND HOLDERS IN AUGUST & FEBRUARY.

	<b>Budgeted 2014/2015</b>	<b>Actual 2014/2015</b>	<b>Projected 2015/2016</b>
6946 LEASE REVENUE	<u>\$ 1,468,364</u>	<u>\$ 1,471,626</u>	<u>\$ 1,472,466</u>
5110 DEBT SERVICE - AUTHORITY BONDS	<u>\$ 1,468,364</u>	<u>\$ 1,471,626</u>	<u>\$ 1,472,466</u>
PRINCIPAL	\$ 735,000	\$ 945,000	\$ 890,000
INTEREST	725,364	514,626	570,466
ADMINISTRATIVE FEE	8,000	12,000	12,000
	<u>\$ 1,468,364</u>	<u>\$ 1,471,626</u>	<u>\$ 1,472,466</u>

Rental is allocated to the member districts' on the basis of the proportion which the market value of each Participating School District bears to the total market valuation of all the Participating School Districts, as certified by the State Tax Equalization Board annually. An annual administrative fee equalling \$12,000 is paid by the sending districts in addition to the debt service.

	7/1/2014 STEB Market Value <u>2013</u>	Budgeted using 7/1/2013 STEB MV 2012 <u>2014/2015</u>	Actual using 7/1/2014 STEB MV 2013 <u>2014/2015</u>	Projected using 7/1/2013 STEB MV 2013 <u>2015/2016</u>
Centennial	14.99%	\$ 207,773	\$ 220,597	\$ 220,723
Central Bucks	45.22%	669,427	665,469	665,849
Council Rock	32.04%	476,044	471,509	471,778
New Hope-Solebury	7.75%	115,120	114,051	114,116
	<u>100.00%</u>	<u>\$ 1,468,364</u>	<u>\$ 1,471,626</u>	<u>\$ 1,472,466</u>

The most current STEB available is 2013 market value effective July 1, 2014. 2014 MV available on July 1, 2015. Member School Districts should use the Projected column numbers to budget lease rental.

Member School Districts will receive a subsidy from the Pennsylvania Department of Education for reimbursement of the cost of construction from the 2006-2008 renovations at MBIT. Members should include in their projected state subsidies the following:

	2013 MV STEB	Projected 2014/2015	PDE 2071 2014/2015	PDE 2071 2015/2016
Centennial	14.99%	\$ 62,429	\$ 42,170	\$ 41,840
Central Bucks	45.22%	201,142	127,215	126,219
Council Rock	32.04%	143,036	90,136	89,430
New Hope-Solebury	7.75%	34,590	21,803	21,632
	<u>100.00%</u>	<u>\$ 441,197</u>	<u>\$ 281,324</u>	<u>\$ 279,121</u>



**MIDDLE BUCKS INSTITUTE OF TECHNOLOGY - PAC FINANCE COMMITTEE**  
**COMMITTEE UPDATE**  
**NOVEMBER 5, 2014**

DESCRIPTION		2012/2013 ACTUAL	2013/2014 ACTUAL	2014/2015 APPROVED BUDGET	2015/2016 PROPOSED BUDGET	\$ INCREASE/ (DECREASE)	% INCREASE/ (DECREASE)	% INCREASE/ (DECREASE) BUD. TO BUD.
100 SALARIES & WAGES:								
	TEACHERS - MBEA	\$ 2,744,822	\$ 2,714,777	\$ 2,799,151	\$ 2,978,414	\$ 179,263	6.40%	1.77%
	ADMIN & SUPPORT SERVICES	1,541,318	1,519,359	1,582,255	1,616,162	33,907	2.14%	0.33%
	SUBSTITUTES & TEMPORARY	55,642	95,356	90,547	90,817	270	0.30%	0.00%
200 BENEFITS:								
	MEDICAL & PRESCRIPTION	749,825	750,444	823,197	882,620	59,423	7.22%	0.59%
	DENTAL/VISION/LIFE/LTD/CONTRACTUAL	137,596	130,509	160,002	168,149	8,147	5.09%	0.08%
	STATUTORY (FICA, PSERS, WC & UC)	860,786	1,066,640	1,347,118	1,621,405	274,287	20.36%	2.71%
300 PROFESSIONAL & TECHNICAL SERVICES		105,693	95,780	131,955	127,895	(4,060)	-3.08%	-0.04%
400 PURCHASED PROPERTY SERVICES		572,284	544,448	554,864	598,107	43,243	7.79%	0.43%
500 OTHER PURCHASED SERVICES		225,692	229,621	267,505	277,161	9,656	3.61%	0.10%
600 SUPPLIES:								
	INSTRUCTIONAL SUPPLIES	330,857	283,498	328,025	327,195	(830)	-0.25%	-0.01%
	UTILITIES	237,909	202,712	248,265	241,000	(7,265)	-2.93%	-0.07%
	ALL OTHER SUPPLIES	171,247	190,443	208,800	214,365	5,565	2.67%	0.05%
700 EQUIPMENT		160,205	143,514	53,800	59,550	5,750	10.69%	0.06%
800 OTHER		9,123	10,681	11,985	12,685	700	5.84%	0.01%
5220	TRANSFER TO CAPITAL RESERVE FUND	125,000	125,000	-	-	-		0.00%
5900	BUDGETARY RESERVE	n/a	n/a	50,000	50,000	-	0.00%	0.00%
5110	AUTHORITY LEASE RENTAL	1,467,499	1,467,119	1,468,364	1,472,466	4,102	0.28%	0.04%
	<b>TOTAL EXPENDITURES</b>	<b>\$ 9,495,499</b>	<b>\$ 9,569,901</b>	<b>\$ 10,125,833</b>	<b>\$ 10,737,991</b>	<b>\$ 612,158</b>		<b>6.05%</b>

**MIDDLE BUCKS INSTITUTE OF TECHNOLOGY - PAC FINANCE COMMITTEE  
COMMITTEE UPDATE  
NOVEMBER 5, 2014**

DESCRIPTION	2012/2013 ACTUAL	2013/2014 ACTUAL	2014/2015 APPROVED BUDGET	2015/2016 PROPOSED BUDGET	\$ INCREASE/ (DECREASE)	% INCREASE/ (DECREASE)	% INCREASE/ (DECREASE) BUD. TO BUD.
6000 LOCAL REVENUE							
<i>EDUCATION AND LEASE RENTAL</i>							
CENTENNIAL	\$ 2,004,638	\$ 2,007,346	\$ 2,113,590	\$ 2,240,349	\$ 126,759	6.00%	1.25%
CENTRAL BUCKS	4,414,063	4,476,589	4,645,332	4,790,533	145,201	3.13%	1.43%
COUNCIL ROCK	1,528,739	1,520,991	1,679,718	1,648,332	(31,386)	-1.87%	-0.31%
NEW HOPE-SOLEBURY	288,859	222,559	298,288	287,227	(11,061)	-3.71%	-0.11%
<i>RECEIPTS FROM MEMBERS</i>	8,236,299	8,227,486	8,736,928	8,966,441	229,513	2.63%	2.27%
OTHER LOCAL SOURCES	88,996	110,700	88,550	78,550	(10,000)	-11.29%	-0.10%
7000 STATE SOURCES	901,934	1,004,630	1,023,270	1,178,000	154,730	15.12%	1.53%
8000 FEDERAL SOURCES	318,270	277,085	277,085	265,000	(12,085)	-4.36%	-0.12%
9000 FUND BALANCE				250,000	250,000		2.47%
TOTAL REVENUE	\$ 9,545,499	\$ 9,619,901	\$ 10,125,833	\$ 10,737,991	\$ 612,158		6.05%
Added to committed fund balance	\$ 50,000	\$ 50,000					
Memo: <u>Fund balance &amp; due to members:</u>							
Committed - PSERS	\$ 95,000	\$ 145,000		\$ 25,000			
Unassigned - Adult Ed	\$ 207,687	\$ 229,260		\$ 100,000			
Unassigned - Production Control	\$ 356,986	\$ 338,625		\$ 125,000			
Balance Due to Member School Districts	\$ 403,168	\$ 430,352					