



2020/2021
PRELIMINARY
GENERAL FUND BUDGET
NOVEMBER 11, 2019

The Middle Bucks Institute of Technology does not discriminate in its educational programs, activities, or employment practices, based on race, color, national origin, [sex] gender, sexual orientation, disability, age, religion, ancestry, union membership, gender identity or expression, AIDS or HIV status, or any other legally protected category. Announcement of this policy is in accordance with State Law including the Pennsylvania Human Relations Act and with Federal law, including Title VI and Title VII of the Civil Rights Act of 1964, Title IX of the Education Amendments of 1972, Section 504 of the Rehabilitation Act of 1973, the Age Discrimination in Employment Act of 1967, and the Americans with Disabilities Act of 1990. Inquiries may be directed to Middle Bucks Institute of Technology, Title IX Coordinator or Section 504 Coordinator at 2740 York Road, Jamison, PA 18929 or 215-343-2480

MIDDLE BUCKS INSTITUTE OF TECHNOLOGY

TABLE OF CONTENTS

	<u>PAGE #</u>
Budget Calendar.....	1
Explanation of Account Structure.....	2-4
General Fund Budget Highlights	
• Commentary	5-11
• Comparison of Expenditures by Object	12-13
Detailed General Fund Budget Presentation	
• Budgeted General Fund Contributions by Member Districts	14
• Revenues	15
• Expenditures	16-19
• Comparison of Expenditures by Function	20-21
• Lease Rental – Paid by Member Districts	22
Preliminary 2020/2021 Budget Summary	23-24



MIDDLE BUCKS INSTITUTE OF TECHNOLOGY
2020/2021 BUDGET CALENDAR

<u>DATE</u>	<u>DESCRIPTION</u>
August 6, 2019	2020/2021 Budget Calendar adopted by Executive Council
September 3	Finance Committee
September 13 - 24	Budget packet distributed to Management Team & professional staff
September 25	Budget packets gathered from professional staff and reviewed by Asst. Director & CTE Supervisor
October 4	Budget packets due to Business Manager
October 7	Finance Committee
November 6	Preliminary budget presented to Finance Committee
November 11	Budget presentation to Executive Council
November - January	Finance Committee work sessions (if needed)
February 4, 2020	Finance Committee review proposed budget
February 10	Budget presentation to Executive Council
March 9	2020/2021 Budget adopted by Executive Council
March 10 – 13	Recommended budgets sent to member district Superintendents with copies for individual School Directors
March 16– April 30	Member School Boards approve recommended budget
May– June	Approved budget submitted to PDE

EXPLANATION OF THE MAJOR EXPENDITURE FUNCTIONS

The format of the proposed budget is from the Manual of Accounting and Financial Reporting for Pennsylvania Public Local Educational Agencies (LEAs) as maintained by the Pennsylvania Office of the Budget, Office of Comptroller Operations, Central Agencies & School Finance Unit, revised August 2018.

The following statements will serve as a brief summary of the various functions performed to accomplish the objectives of the Middle Bucks Institute of Technology.

1000 INSTRUCTION - Those activities dealing directly with the interaction between teachers and students and related costs, which can be directly attributed to a program of instruction.

1100 REGULAR PROGRAMS - Activities designed to provide our students with learning experiences of an academic nature to prepare them to function as well rounded citizens and family members.

1300 VOCATIONAL EDUCATION - Approved programs which provide organized learning experiences designed to develop skills, knowledge, attitudes, and work habits in order to prepare individuals for entrance into and progress through various levels of employment in career and technical fields.

2000 SUPPORT SERVICES - Those services that provide administrative, technical and logistical support to facilitate and enhance instruction.

2100 SUPPORT SERVICES-STUDENTS - Activities designed to assess and improve the well-being of students to supplement the teaching process and to meet the applicable provisions of the Public School Code of 1949 as amended, and Chapter 7 of the State Board of Education Regulations.

2200 INSTRUCTIONAL STAFF – Activities associated with assisting, supporting, advising and directing the instructional staff with or on the content and process of providing learning experiences for students.

2300 ADMINISTRATION - Activities concerned with establishing and administering policy in connection with operating the system.

2400 PUPIL HEALTH - Activities that provide students with appropriate nurse services.

2500 BUSINESS - Activities concerned with paying, transporting, exchanging, and maintaining goods and services for the LEA.

2600 OPERATION AND MAINTENANCE OF PLANT SERVICES - Activities concerned with keeping the physical plant open, comfortable, and safe for use, and keeping the grounds, buildings and equipment in effective working condition and state of repair.

2818 SYSTEM-WIDE TECHNOLOGY SERVICES – Those activities concerned with coordinating, planning, researching, developing and evaluating the LEA’s technology functions. This function category includes the costs associated with the immediate staff assigned to coordinating, planning, researching, developing and evaluating the LEA’s technology functions.

3000 OPERATION OF NON-INSTRUCTIONAL SERVICES - Those activities concerned with providing non-instructional services to students, staff or the community.

3200 STUDENT ACTIVITIES - School sponsored activities under the guidance and supervision of the LEA staff.

5000 OTHER EXPENDITURE AND FINANCING USES - The category includes current debt service expenditures and other expenses. Other financing uses represent the disbursement of governmental funds not classified in other functional areas that require budgetary and accounting control.

5900 BUDGETARY RESERVE is not an expenditure function or account. It is strictly a budgetary account.

The following statements will serve as a brief summary of the object code (service or goods) to be obtained as a result of the budgeted expenditures within each function:

100 SALARIES - Gross salaries budgeted to employees of the system who are considered to be in positions of a permanent nature or hired temporarily, including personnel substituting for those in permanent positions.

200 EMPLOYEE BENEFITS - Amounts paid by the system on behalf of the employees. Included are retirement, FICA, group insurance, workers' compensation, tuition reimbursement, and unemployment compensation.

300 PURCHASED PROFESSIONAL AND TECHNICAL SERVICES - Services which by their nature require persons or firms with specialized skills and knowledge. Included are legal, auditing and architectural services among others.

400 PURCHASED PROPERTY SERVICE - Services purchased to operate, repair, maintain, and rent property owned by the system. Included are disposal services, building and equipment repairs and maintenance services, and construction services for renovating and remodeling paid to contractors.

500 OTHER PURCHASED SERVICES - Services rendered by organizations or personnel not applicable to 300 or 400 services. Included are transportation, fire and liability insurance, communications, advertising and travel, among others.

600 SUPPLIES - Amounts paid for items of an expendable nature that are consumed, worn out, or deteriorate in use. Included are general supplies, electricity, gasoline, and books and periodicals.

700 PROPERTY - Expenditures for the acquisition of fixed assets including initial equipment, additional equipment, and replacement of equipment.

800 OTHER OBJECTS - Amounts paid for goods and services not otherwise classified in the 100 to 700 services.

900 OTHER USES OF FUNDS – This series of codes is used to classify transactions which record redemption of principal on long-term debt, authority obligations, fund transfers, and transfers to component units (as defined by GASB Statement # 14).

equivalents based on coverage they elect per CBA with MBEA. Employee contribution for the PPO plans is 18% or 8% of premium cost depending on coverage elected. For the HMO POS plan, employees share 13% of premium. The prescription plan co-pay is \$5/\$25/\$45 for generic, formulary/non-formulary.

- These costs are self-insured.
 - Health and prescription benefits are via the Delaware Valley Health Trust.
 - Dental benefits are provided via United Concordia/School Claims Services and are self-insured. The projected increase is 2.4% over 2019/2020 rates.
 - Retirement has been budgeted using an employer contribution rate of 36%. The PSERS certified employer contribution rate will be published in December. The certified contribution rate for 2019/2020 is 34.29%. Employer retirement contribution cost increase budget-to-budget \$170,024 or 1.64%.
 - Workers compensation has been budgeted according to projected payroll for 2020/2021 and 5% discount for Safety Committee.
3. Object Code 300 – Purchased Professional & Technical Services increase by \$17,190 or 0.17% budget-to-budget from 2019/2020. Budget includes funds for labor negotiations, asset inventory services, and infrared electrical panel assessment.
 4. Object Code 400 – Purchased Property Services are presented as a net decrease of \$10,135 or -0.09% budget-to-budget from 2019/2020. Budget includes new van and pick-up truck leases.
 5. Object Code 500 – Other Purchased Services shows net decrease budget-to-budget of 0.004% or \$500 budget-to-budget.
 6. Object Code 600 – Supplies cost have a net increase of \$39,852. Program costs increase \$16,748. Budget includes software for curriculum delivery and monitoring. Budget for electricity and natural gas are \$12,000 higher.
 7. Object Code 700 – Equipment are \$12,800 lower than 2019/2020.
 8. Object Code 800 – Other includes dues & fees. Increase is from expected bank and merchant fees.

REVENUES

6000 REVENUE FROM LOCAL SOURCES

Revenues from local sources reflect Member Districts' contributions and other revenues stemming from operation of the School. Member Districts will be billed on the approved three-year averaging formula with adjustments made the following fiscal year based on actual district enrollment. Rental of Building is projected based on known past events, which are expected to reoccur. Interest income is projected using rate of 0.85% received on deposits over balances required to prevent bank fees.

7000 REVENUE FROM STATE SOURCES

Vocational Educational Subsidies for 2020/2021 reflect estimated ADM enrollment information from 2019/2020.

Revenues from Social Security and Retirement reimbursements are approximately one-half of budgeted Social Security and Retirement expenditures for the 2020/2021 school year.

8000 REVENUE FROM FEDERAL SOURCES

The Perkins Act Local Plan was re-authorized in 2018. The funding for 2019/2020 is \$286,594. The allocation for 2018/2019 was \$282,995.

9000 FUND BALANCE / INTERFUND TRANSFER

The fund balances are from student based enterprises – Production Control and operation of evening instructional programs – Adult Ed and are accounted for in separate funds. Any excess of revenue over expenditures in the General Fund is returned to member districts in succeeding budget cycle as credit – (due to) or collected from as a debit - due from. See Table C.

EXPENDITURES

The following information is presented by Object Code. Functional account numbers are referenced parenthetically where appropriate.

100 SALARIES & WAGES

The teachers' salaries are calculated using an averaging formula utilizing the median of the highest masters' step from the Member School District teachers' matrices. All member school districts have contracts in place through June 30, 2021.

All non-bargaining unit wages are budgeted with base percentage increase and are subject to Executive Council approval. Administrators and management team salaries have been budgeted according to the Act 93 plan. The Act 93 plan expires June 30, 2021.

200 EMPLOYEE BENEFITS

All cost for employee benefits have been budgeted as mandated by regulations and using known contractual obligations.

300 PURCHASED PROFESSIONAL AND TECHNICAL SERVICES

Included here are items such as Solicitor's fee, Audit fees and Technology Technical Support costs (1300, 2100, 2300, 2500, and 2800). Included in 2500 is once every two year estimate of actuarial study required for GASB 75. Under Facilities 2600 are funds for such items as hazardous waste disposal, water testing, security, and Right-to-Know.

400 PURCHASED PROPERTY SERVICES

Included here are all repairs, operating leases, maintenance and rental contracts as well as all non-scheduled maintenance activities (all functions). Cleaning, construction, extermination, water, and disposal services appear under Facilities.

500 OTHER PURCHASED SERVICES

Professional development, travel and transportation to clinical educational experiences (1300, 2100, 2300, 2400 and 2500) are included. Printing, advertising, postage and telephone (2100, 2300, 2500) as well as general liability and property insurance (2600) are included here. The Internet connection is reflected throughout and costs associated with marketing (2100) are also included.

600 SUPPLIES

All consumable supplies, books and software along with costs for heat and light are budgeted in this category.

700 PROPERTY

Equipment replacement includes instructional laboratory equipment (1300), facilities (2600) and technology equipment upgrades (2800).

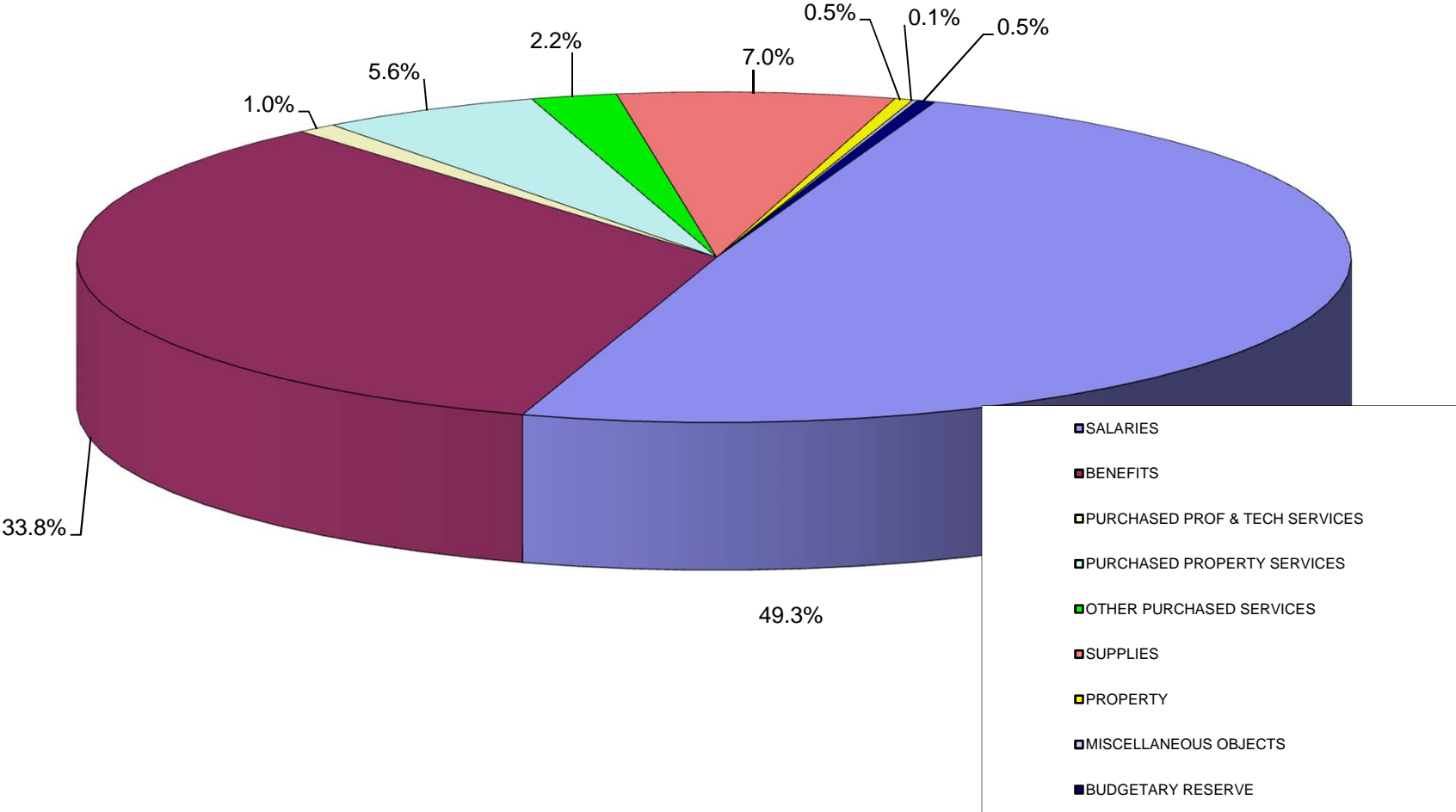
800 OTHER

Incidental dues and fees, such as PACTA, PASA, PASBO and educational trade association memberships (1300, 2100, 2300, 2500, 2600 and 2800), are reflected. Banks fees, are also captured in this object code.

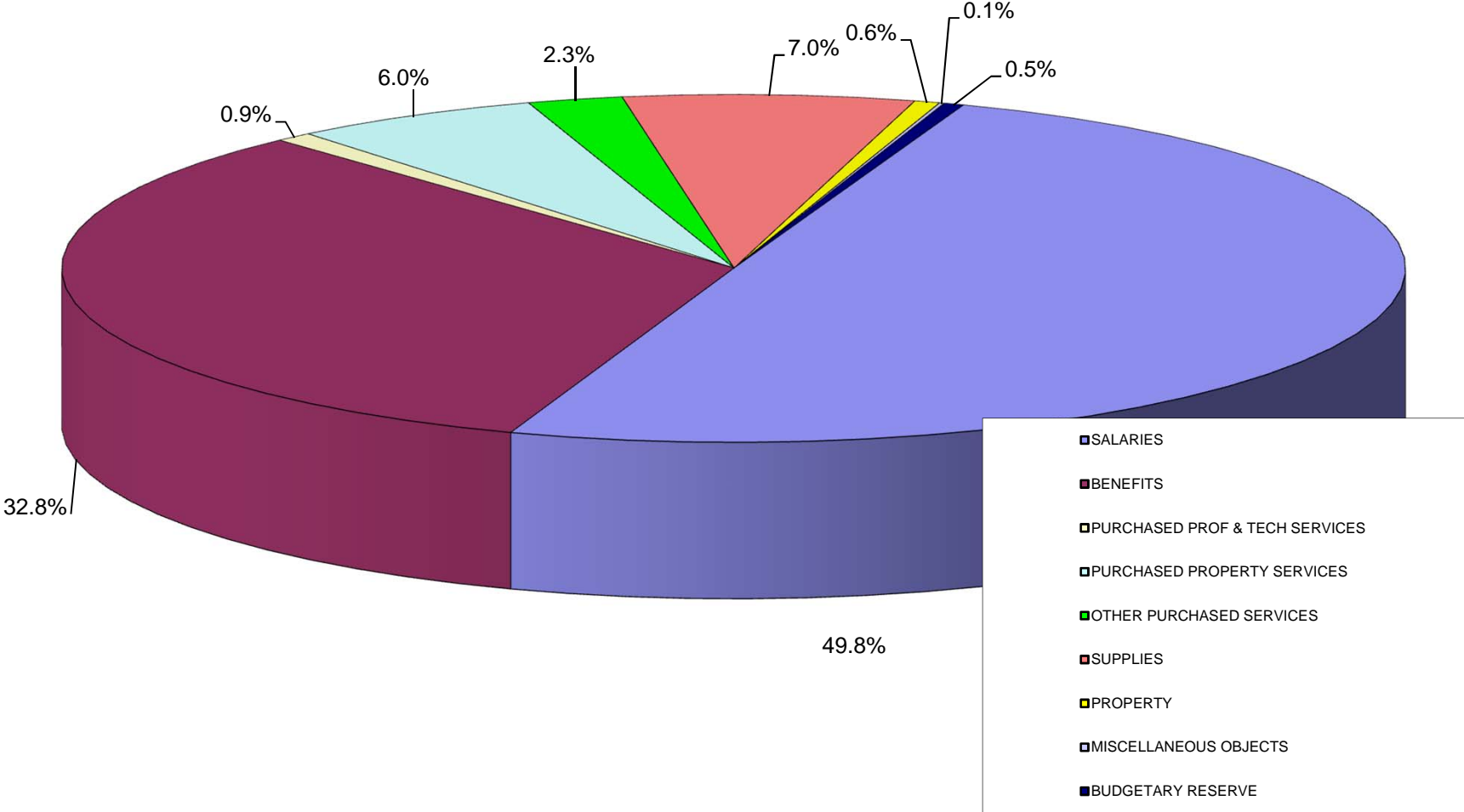
BUDGETARY RESERVE

These funds are intended as a safeguard against unanticipated revenue reductions or unanticipated expenditures and provide for the possibility of salary, benefit, insurance cost and other unknown cost adjustments. Use of these funds, once approved, is subject to Executive Council action.

**MIDDLE BUCKS INSTITUTE OF TECHNOLOGY
2020/2021 PRELIMINARY BUDGET
OBJECT CODE ANALYSIS**



**MIDDLE BUCKS INSTITUTE OF TECHNOLOGY
2019/2020 APPROVED BUDGET
OBJECT CODE ANALYSIS**



**MIDDLE BUCKS INSTITUTE OF TECHNOLOGY
PROPOSED BUDGET SUMMARY**

MEMBER DISTRICTS RECORD CONTRIBUTIONS TO MBIT ON LINE 1300-564.

		CENTENNIAL	CENTRAL BUCKS	COUNCIL ROCK	NEW HOPE- SOLEBURY	TOTAL
<u>2018-2019</u>						
GENERAL FUND	Pg. 15	\$ 2,098,960	\$ 4,128,848	\$ 1,535,061	\$ 248,595	\$ 8,011,464
LEASE RENTAL DEBT	Pg.22	201,756	\$ 671,787	473,248	115,205	1,461,996
2018-2019 CONTRIBUTIONS		<u>\$ 2,300,716</u>	<u>\$ 4,800,635</u>	<u>\$ 2,008,309</u>	<u>\$ 363,800</u>	<u>\$ 9,473,460</u>
Year-to-year percentage increase						1.65%
<u>2019-2020</u>						
GENERAL FUND	Pg. 15	\$ 2,194,776	\$ 4,255,194	\$ 1,536,097	\$ 206,451	\$ 8,192,518
LEASE RENTAL DEBT	Pg. 22	199,873	\$ 674,972	473,783	114,568	1,463,196
2019-2020 CONTRIBUTIONS		<u>\$ 2,394,649</u>	<u>\$ 4,930,166</u>	<u>\$ 2,009,880</u>	<u>\$ 321,019</u>	<u>\$ 9,655,714</u>
Year-to-year percentage increase						3.61%
<u>2020-2021</u>						
GENERAL FUND	Pg. 15	\$ 2,490,129	\$ 4,623,932	\$ 1,569,017	\$ 149,985	\$ 8,833,063
LEASE RENTAL DEBT	Pg. 22	196,368	\$ 681,782	474,569	115,078	1,467,796
2019-2020 CONTRIBUTIONS		<u>\$ 2,686,496</u>	<u>\$ 5,305,714</u>	<u>\$ 2,043,586</u>	<u>\$ 265,064</u>	<u>\$ 10,300,859</u>
Year-to-year percentage increase						6.68%

Note: General fund contribution is allocated to member districts using a three-year averaging of ADM. Lease rental debt is for the Series of 2014 and 2015 Middle Bucks AVTS Authority Revenue Bonds. Lease Rental is allocated based on market value as determined by Pennsylvania State Tax Equalization Board - DCED annually.

**MIDDLE BUCKS INSTITUTE OF TECHNOLOGY
PROPOSED BUDGET SUMMARY**

REVENUES

CODE	CATEGORY	2018/2019 APPROVED BUDGET	2019/2020 APPROVED BUDGET	2020/2021 PROPOSED BUDGET	% CHANGE
6000	REVENUE FROM LOCAL SOURCES				
6510	INTEREST	\$1,200	\$2,200	\$2,300	
6740	FEES	6,000	6,000	6,500	
6910	RENTAL OF BUILDING	9,000	9,000	9,000	
6943	TUITION - ADULT STUDENTS	36,000	30,000	30,000	
6944	TUITION - NON PARTICIPATING DISTRICT	15,300	15,300	15,300	
6946	RECEIPTS FROM MEMBER DISTRICTS	8,011,464	8,192,518	8,833,063	
6991	REFUND OF PRIOR YEARS EXPENSE	8,000	8,000	8,000	
6999	MISCELLANEOUS REVENUE	15,000	20,000	20,000	
	TOTAL REVENUE LOCAL SOURCES	8,101,964	8,283,018	8,924,163	7.74%
7000	REVENUE FROM STATE SOURCES				
7220	VOCATIONAL EDUCATION SUBSIDIES	420,000	480,000	516,000	
7810	SOCIAL SECURITY-STATE SHARE	182,400	191,500	205,395	
7820	RETIREMENT-STATE SHARE	820,000	885,000	997,980	
	TOTAL REVENUE STATE SOURCES	1,422,400	1,556,500	1,719,375	10.46%
8000	REVENUE FROM FEDERAL SOURCES				
8521	LOCAL PLAN/PERKINS	267,000	283,000	286,600	
	TOTAL REVENUE FEDERAL SOURCES	267,000	283,000	286,600	1.27%
9000	TRANSFERS / OTHER SOURCES				
9910	DVHT - MBIT - PREMIUM HOLIDAY	0	245,000	0	
	TOTAL TRANSFERS / OTHER SOURCES	0	245,000	0	-100.00%
	TOTAL PROPOSED REVENUES	\$9,791,364	\$10,367,518	\$10,930,138	5.43%

DISTRICT CONTRIBUTION BREAKDOWN					(TABLE C. PAGE 6) TOTAL DUE WITH
		Oct 1 PIMS	Oct 1 PIMS	Oct 1 PIMS	ADJUSTMENT
CENTENNIAL	28.19%	\$2,098,960	\$2,194,776	\$2,490,129	\$2,548,666
CENTRAL BUCKS	52.35%	\$4,128,848	\$4,255,194	\$4,623,932	\$4,664,429
COUNCIL ROCK	17.76%	\$1,535,061	\$1,536,097	\$1,569,017	\$1,458,136
NEW HOPE-SOLEBURY	1.70%	\$248,595	\$206,451	\$149,985	\$31,577
	100.00%	\$8,011,464	\$8,192,518	\$8,833,063	\$8,702,808

**MIDDLE BUCKS INSTITUTE OF TECHNOLOGY
PROPOSED BUDGET SUMMARY**

EXPENSES		2019/2020	2020/2021	
CODE	CATEGORY	APPROVED	PROPOSED	%
		BUDGET	BUDGET	CHANGE
1000	INSTRUCTIONAL SERVICES			
1300-100	SALARIES - 41 / 42.5 FTE	3,204,825	3,380,035	
-200	EMPLOYEE BENEFITS	2,101,040	2,282,232	
-300	PURCHASED PROF & TECH SERVICES	3,800	3,600	
-400	PURCHASED PROPERTY SERVICES	192,130	188,066	
-500	OTHER PURCHASED SERVICES	57,040	48,100	
-600	SUPPLIES	318,551	335,299	
-700	PROPERTY	20,000	0	
-800	MISCELLANEOUS OBJECTS	3,075	3,075	
		<hr/>	<hr/>	
1300	TOTAL VOCATIONAL EDUCATION PROGRAMS	5,900,461	6,240,407	5.76%
2000	SUPPORT SERVICES			
2100-100	SALARIES - 5 / 5.25 FTE	472,679	478,258	
-200	EMPLOYEE BENEFITS	263,085	290,138	
-300	PURCHASED PROF & TECH SERVICES	0	50	
-400	PURCHASED PROPERTY SERVICES	6,450	6,225	
-500	OTHER PURCHASED SERVICES	33,750	34,985	
-600	SUPPLIES	27,150	30,990	
-700	PROPERTY	0	0	
-800	MISCELLANEOUS OBJECTS	600	670	
		<hr/>	<hr/>	
2100	TOTAL SUPPORT SERVICES-PUPIL PERSONNEL	803,714	841,316	4.68%
2200-200	BENEFITS	46,000	45,000	
-300	PROFESSIONAL & TECHNICAL SERVICES	10,500	3,815	
-500	OTHER PURCHASED SERVICES	3,200	815	
		<hr/>	<hr/>	
2200	TOTAL INSTRUCTIONAL SUPPORT	59,700	57,630	-3.47%

**MIDDLE BUCKS INSTITUTE OF TECHNOLOGY
PROPOSED BUDGET SUMMARY**

EXPENSES		2019/2020	2020/2021	
CODE	CATEGORY	APPROVED BUDGET	PROPOSED BUDGET	% CHANGE
2000	SUPPORT SERVICES (continued)			
2300-100	SALARIES - 7.5 FTE	655,508	668,532	
-200	EMPLOYEE BENEFITS	426,430	463,445	
-300	PURCHASED PROF & TECH SERVICES	22,675	38,025	
-400	PURCHASED PROPERTY SERVICES	8,400	8,100	
-500	OTHER PURCHASED SERVICES	37,245	35,765	
-600	SUPPLIES	23,300	18,825	
-700	PROPERTY	0	0	
-800	MISCELLANEOUS OBJECTS	3,290	3,895	
		<hr/>	<hr/>	
2300	TOTAL SUPPORT SERVICES-ADMINISTRATION	1,176,848	1,236,587	5.08%
2400-100	SALARIES - 1 FTE	106,778	112,137	
-200	EMPLOYEE BENEFITS	54,914	60,000	
-300	PURCHASED PROF & TECH SERVICES	1,650	1,650	
-400	PURCHASED PROPERTY SERVICES	350	350	
-500	OTHER PURCHASED SERVICES	430	430	
-600	SUPPLIES	2,425	3,100	
-700	PROPERTY	0	0	
-800	MISCELLANEOUS OBJECTS	135	135	
		<hr/>	<hr/>	
2400	TOTAL SUPPORT SERVICES-PUPIL HEALTH	166,682	177,802	6.67%
2500-100	SALARIES - 3 FTE	250,064	261,703	
-200	EMPLOYEE BENEFITS	171,933	187,769	
-300	PURCHASED PROF & TECH SERVICES	26,175	30,550	
-400	PURCHASED PROPERTY SERVICES	2,250	2,700	
-500	OTHER PURCHASED SERVICES	17,985	15,840	
-600	SUPPLIES	3,420	3,625	
-700	PROPERTY	5,000	0	
-800	MISCELLANEOUS OBJECTS	2,200	3,350	
		<hr/>	<hr/>	
2500	TOTAL SUPPORT SERVICES-BUSINESS	479,027	505,537	5.53%

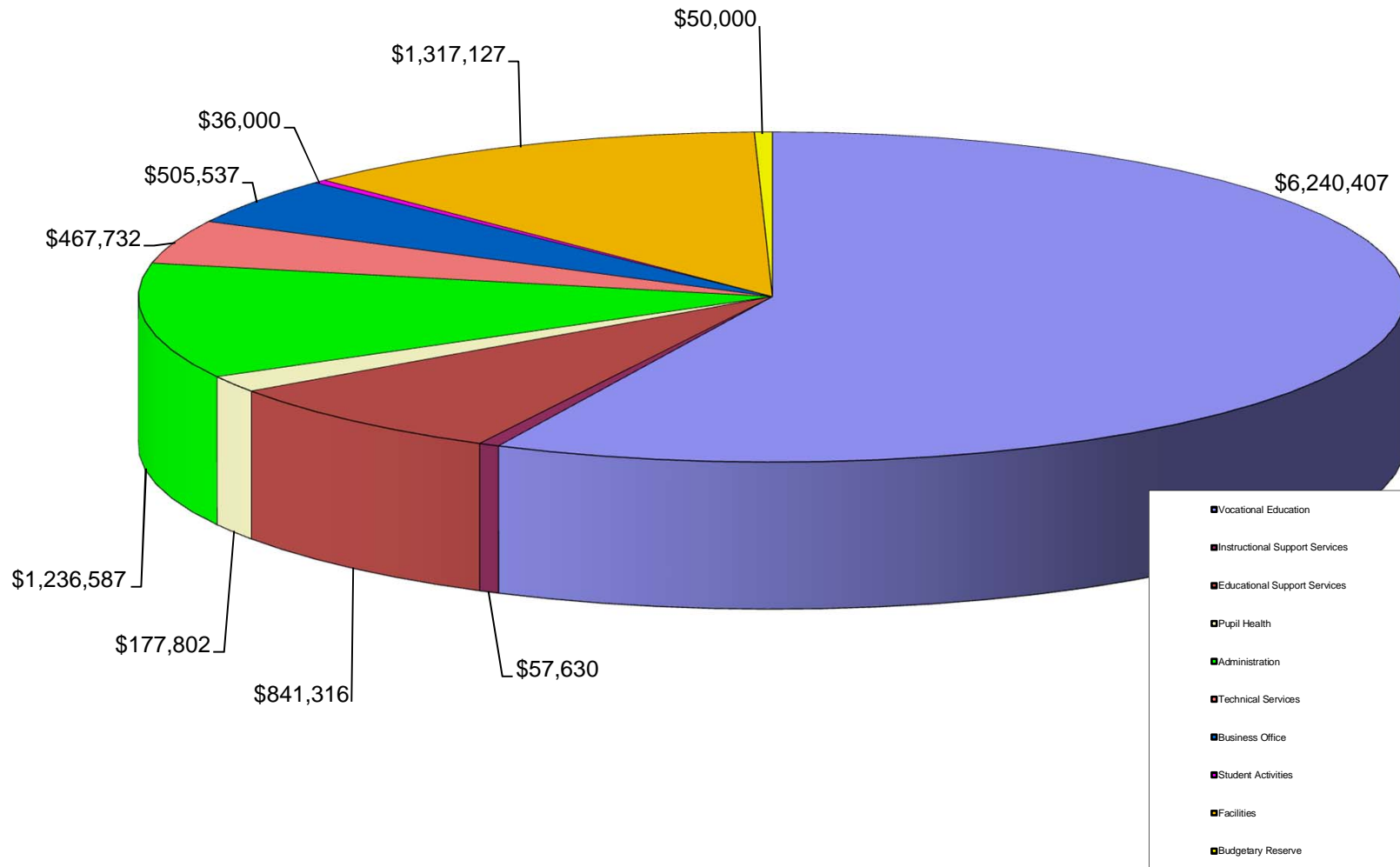
**MIDDLE BUCKS INSTITUTE OF TECHNOLOGY
PROPOSED BUDGET SUMMARY**

EXPENSES		2019/2020	2020/2021	%
CODE	CATEGORY	APPROVED BUDGET	PROPOSED BUDGET	CHANGE
2000	SUPPORT SERVICES (continued)			
2600-100	SALARIES - 5 FTE	278,717	288,866	
-200	EMPLOYEE BENEFITS	205,223	228,607	
-300	PURCHASED PROF & TECH SERVICES	22,600	26,900	
-400	PURCHASED PROPERTY SERVICES	408,130	402,134	
-500	OTHER PURCHASED SERVICES	54,870	65,910	
-600	SUPPLIES	275,950	289,060	
-700	PROPERTY	14,550	14,300	
-800	MISCELLANEOUS OBJECTS	1,350	1,350	
2600	TOTAL SUPPORT SERVICES-FACILITIES	1,261,390	1,317,127	4.42%
2818-100	SALARIES - 2 FTE	196,454	203,080	
-200	EMPLOYEE BENEFITS	131,142	142,178	
-300	PURCHASED PROF & TECH SERVICES	5,000	5,000	
-400	PURCHASED PROPERTY SERVICES	3,000	3,000	
-500	OTHER PURCHASED SERVICES	2,575	2,750	
-600	SUPPLIES	71,000	74,749	
-700	PROPERTY	24,100	36,550	
-800	MISCELLANEOUS OBJECTS	425	425	
2818	TOTAL TECHNICAL SERVICES	433,696	467,732	7.85%
3000	NON-INSTRUCTIONAL SERVICES			
3200-500	OTHER PURCHASED SERVICES	30,000	32,000	
-600	SUPPLIES	5,000	3,000	
-800	MISCELLANEOUS OBJECTS	1,000	1,000	
3200	TOTAL STUDENT ACTIVITIES	36,000	36,000	0.00%

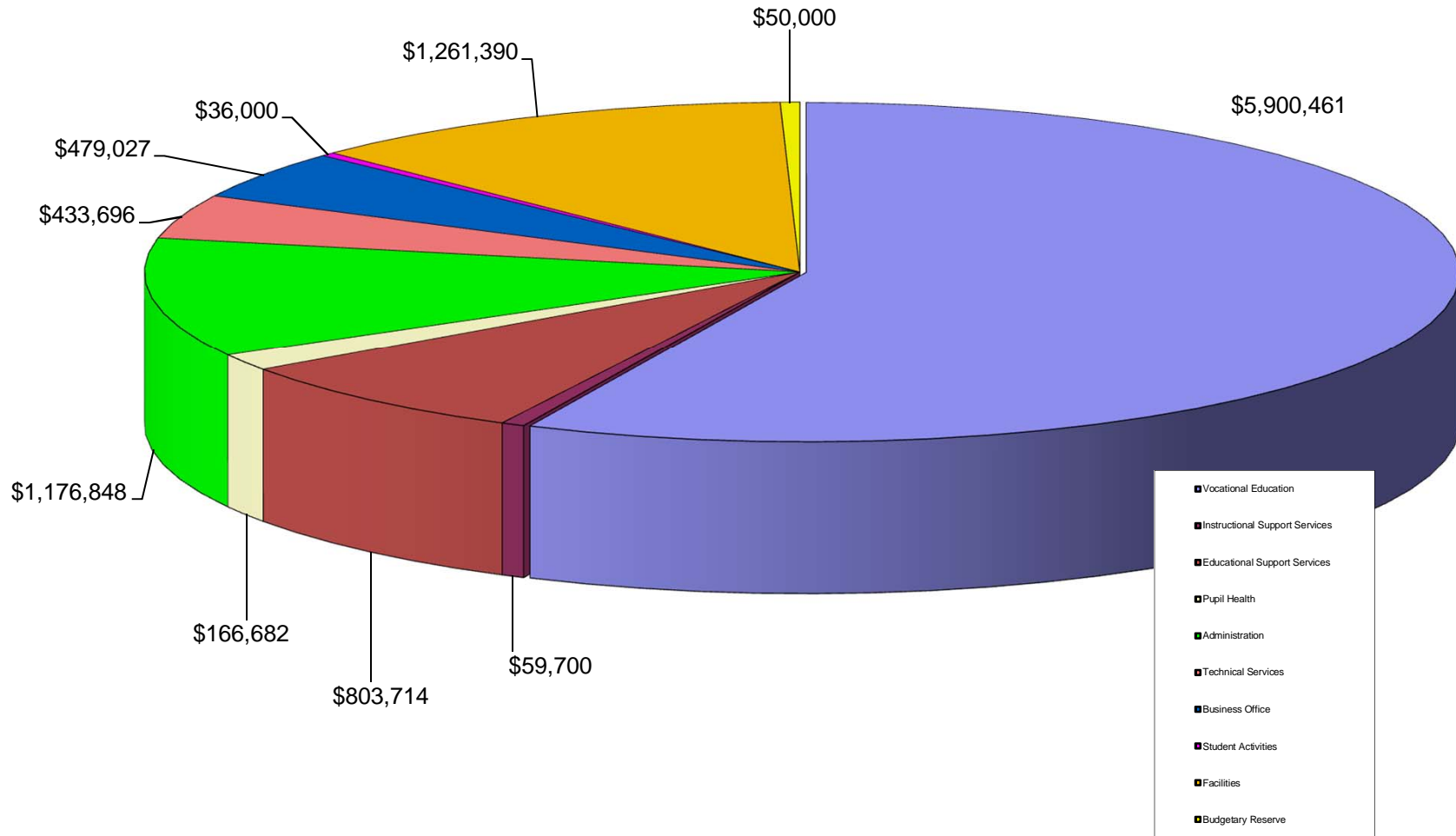
**MIDDLE BUCKS INSTITUTE OF TECHNOLOGY
PROPOSED BUDGET SUMMARY**

EXPENSES		2019/2020	2020/2021	
CODE	CATEGORY	APPROVED BUDGET	PROPOSED BUDGET	% CHANGE
5000	OTHER FINANCING USES			
5900-000	BUDGETARY RESERVE	<u>50,000</u>	<u>50,000</u>	
5900	TOTAL BUDGETARY RESERVE	50,000	50,000	0.00%
	TOTAL PROPOSED BUDGET	<u>\$10,367,518</u>	<u>\$10,930,138</u>	5.43%
	BUDGETARY RESERVE CONSISTS OF:			
	OPERATING RESERVE	50,000	50,000	
	TOTAL BUDGET-TO-BUDGET INCREASE:	<u>\$ 576,154</u>	<u>\$ 562,620</u>	
	SUMMARY OF BUDGET-TO-BUDGET CHANGES:			
	1) Net increase to salaries and wages		\$ 227,586	2.20%
	2) Net increase for health insurance		108,123	1.04%
	3) Increase in employer's cost for PSERS		170,024	1.64%
	4) Net increase for contractual and statutory benefits		21,455	0.21%
	5) Net increase purchased professional services		17,190	0.17%
	6) Net decrease in purchased property services		(10,135)	-0.10%
	7) Net decrease other purchased services		(500)	0.00%
	8) Net increase for program, other supplies and utilities		39,852	0.38%
	9) Net decrease for equipment		(12,800)	-0.12%
	10) Other costs		1,825	0.02%
			<u>\$ 562,620</u>	5.43%

MIDDLE BUCKS INSTITUTE OF TECHNOLOGY 2020/2021 PRELIMINARY BUDGET EXPENDITURES BY FUNCTION



MIDDLE BUCKS INSTITUTE OF TECHNOLOGY 2019/2020 APPROVED BUDGET EXPENDITURES BY FUNCTION



**MIDDLE BUCKS INSTITUTE OF TECHNOLOGY
PROPOSED BUDGET SUMMARY - LEASE RENTAL**

SCHOOL FACILITIES LEASE - MIDDLE BUCKS VOCATIONAL-TECHNICAL SCHOOL AUTHORITY

SERIES OF 2014 BONDS - BALANCE JULY 1, 2020	\$ 9,145,000
SERIES OF 2015 BONDS - BALANCE JULY 1, 2020	2,180,000
	<u>\$ 11,325,000</u>

LEASE RENTAL COVERING DEBT SERVICE IS PAID BY THE MEMBER DISTRICTS' DIRECTLY TO THE AUTHORITY'S TRUSTEE FOR THE BOND HOLDERS IN AUGUST & FEBRUARY.

	Budget <u>2019/2020</u>	Actual <u>2019/2020</u>	Budget <u>2020/2021</u>
6946 LEASE REVENUE	\$ 1,463,196	\$ 1,459,996	\$ 1,467,796
5110 DEBT SERVICE - AUTHORITY BONDS	\$ 1,463,196	\$ 1,459,996	\$ 1,467,796
PRINCIPAL	\$ 1,075,000	\$ 1,035,000	\$ 1,120,000
INTEREST	380,196	418,996	339,796
ADMINISTRATIVE FEE	8,000	6,000	8,000
	<u>\$ 1,463,196</u>	<u>\$ 1,459,996</u>	<u>\$ 1,467,796</u>

Rental is allocated to the member districts' on the basis of the proportion which the market value of each Participating School District bears to the total market valuation of all the Participating School Districts, as certified by the DCED State Tax Equalization Board annually. An annual administrative fee equaling \$4,000 per bond issue is paid by the sending districts in addition to the debt service.

	07/01/2019 STEB Market Value <u>2018</u>	Budget using 7/1/2018 STEB MV 2017 <u>2019/2020</u>	Actual using 7/1/2019 STEB MV 2018 <u>2019/2020</u>	Projected using 7/1/2019 STEB MV 2018 <u>2020/2021</u>
Centennial	13.38%	\$ 199,873	\$ 195,776	\$ 196,368
Central Bucks	46.45%	674,972	679,655	681,782
Council Rock	32.33%	473,783	473,051	474,569
New Hope-Solebury	7.84%	114,568	114,715	115,078
	<u>100.00%</u>	<u>\$ 1,463,196</u>	<u>\$ 1,463,196</u>	<u>\$ 1,467,796</u>

The most current STEB MV available is 2018 effective July 1, 2019. 2019 MV will be published on July 1, 2020. Member School Districts should use the projected column numbers to budget lease rental.

Member School Districts will receive a subsidy from the Pennsylvania Department of Education for reimbursement of the cost of construction from the 2006-2008 renovations at MBIT. Members should include in their projected state subsidies the following:

	2018 MV STEB	Budget <u>2019/2020</u>	PDE 2071 <u>2019/2020</u>	PDE 2071 <u>2020/2021</u>
Centennial	13.38%	\$ 66,999	\$ 65,618	\$ 65,851
Central Bucks	46.45%	226,258	227,824	228,633
Council Rock	32.33%	158,817	158,582	159,145
New Hope-Solebury	7.84%	38,404	38,455	38,591
	<u>100.00%</u>	<u>\$ 490,478</u>	<u>\$ 490,478</u>	<u>\$ 492,221</u>

**MIDDLE BUCKS INSTITUTE OF TECHNOLOGY
2020/2021 BUDGET SUMMARY
COMMITTEE UPDATE USING OCT 1 PIMS
NOVEMBER 11, 2019**

DESCRIPTION	2017/2018 ACTUAL	2018/2019 ACTUAL	2018/2019 APPROVED BUDGET	2019/2020 APPROVED BUDGET	2020/2021 PROPOSED BUDGET	\$ INCREASE/ (DECREASE)	% INCREASE/ (DECREASE)	% INCREASE/ (DECREASE) BUD. TO BUD.
6000 LOCAL REVENUE								
<i>EDUCATION AND LEASE RENTAL</i>								
CENTENNIAL	\$ 2,327,037	\$ 2,326,357	\$ 2,300,716	\$ 2,394,649	\$ 2,686,497	\$ 291,848	12.19%	2.47%
CENTRAL BUCKS	4,623,030	4,785,799	4,800,635	4,930,167	5,305,713	375,546	7.62%	3.17%
COUNCIL ROCK	1,919,554	1,876,039	2,008,309	2,009,880	2,043,586	33,706	1.68%	0.28%
NEW HOPE-SOLEBURY	309,067	241,666	363,800	321,018	265,063	(55,955)	-17.43%	-0.47%
<i>RECEIPTS FROM MEMBERS</i>	9,178,688	9,229,861	9,473,460	9,655,714	10,300,859	645,145	6.68%	5.45%
OTHER LOCAL SOURCES	72,398	84,679	90,500	90,500	91,100	600	0.66%	0.01%
7000 STATE SOURCES	1,371,220	1,490,961	1,422,400	1,556,500	1,719,375	162,875	10.46%	1.38%
8000 FEDERAL SOURCES	267,721	270,315	267,000	283,000	286,600	3,600	1.27%	0.03%
9000 FUND BALANCE / TRANSFERS	20,000	-	-	245,000	-	(245,000)	0.00%	-2.07%
TOTAL REVENUE	<u>\$ 10,910,027</u>	<u>\$ 11,075,816</u>	<u>\$ 11,253,360</u>	<u>\$ 11,830,714</u>	<u>\$ 12,397,934</u>	<u>\$ 567,220</u>		<u>4.79%</u>
	FUND BALANCES		CONSUMED / UTILIZED					
<u>Fund balance:</u>	<u>6/30/18</u>	<u>6/30/19</u>	<u>2018/2019</u>	<u>2019/2020</u>	<u>2020/2021</u>			
Nonspendable	\$ 5,034	\$ 58,361						
Unassigned _ Adult Ed	\$ 220,223	\$ 226,233						
Unassigned _ Production Control	\$ 194,784	\$ 143,150						
Premium "holiday" BMCSHCC / DVHT				\$ 245,000				
			\$ -	\$ 245,000	\$ -			
Balance Due to Member School Districts	\$ 140,984	\$ 241,599						
Prior period adjustment for 2017/2018		\$ (111,344)						
Member District Contribution for Operations and Lease Rental combined increase for 2019/2020 = 1.92%								

**MIDDLE BUCKS INSTITUTE OF TECHNOLOGY
2020/2021 BUDGET SUMMARY
COMMITTEE UPDATE USING OCT 1 PIMS
NOVEMBER 11, 2019**

DESCRIPTION	2017/2018 ACTUAL	2018/2019 ACTUAL	2018/2019 APPROVED BUDGET	2019/2020 APPROVED BUDGET	2020/2021 PROPOSED BUDGET	\$ INCREASE/ (DECREASE)	% INCREASE/ (DECREASE)	% INCREASE/ (DECREASE) BUD. TO BUD.
100 SALARIES & WAGES:								
TEACHERS - MBEA	\$ 3,123,349	\$ 3,188,416	\$ 3,188,525	\$ 3,367,796	\$ 3,531,355	\$ 163,559	4.86%	1.38%
ADMIN & SUPPORT SERVICES	1,591,634	1,655,847	1,626,153	1,706,214	1,757,386	51,172	3.00%	0.43%
SUBSTITUTES & TEMPORARY	70,323	68,365	94,115	91,015	103,870	12,855	14.12%	0.11%
200 BENEFITS:								
MEDICAL & PRESCRIPTION	748,225	831,257	865,586	995,126	1,103,249	108,123	10.87%	0.91%
DENTAL/VISION/LIFE/LTD/CONTRACTUAL	146,358	137,733	170,006	178,245	181,139	2,894	1.62%	0.02%
STATUTORY (FICA, PSERS, WC & UC)	1,975,454	1,956,269	2,076,259	2,226,396	2,414,981	188,585	8.47%	1.59%
300 PROFESSIONAL & TECHNICAL SERVICES	100,063	96,471	99,420	92,400	109,590	17,190	18.60%	0.15%
400 PURCHASED PROPERTY SERVICES	525,012	555,092	621,235	620,710	610,575	(10,135)	-1.63%	-0.09%
500 OTHER PURCHASED SERVICES	233,694	238,567	230,105	237,095	236,595	(500)	-0.21%	0.00%
600 SUPPLIES:								
INSTRUCTIONAL SUPPLIES	301,005	265,412	290,385	318,551	335,299	16,748	5.26%	0.14%
UTILITIES	197,929	208,947	210,500	198,600	210,600	12,000	6.04%	0.10%
ALL OTHER SUPPLIES	218,077	232,471	210,840	209,645	220,749	11,104	5.30%	0.09%
700 EQUIPMENT	100,808	66,249	46,450	63,650	50,850	(12,800)	-20.11%	-0.11%
800 OTHER	12,100	14,724	11,785	12,075	13,900	1,825	15.11%	0.02%
5220 TRANSFER TO CAPITAL RESERVE FUND	100,000	100,000	-	-	-	-		0.00%
5900 BUDGETARY RESERVE			50,000	50,000	50,000	-	0.00%	0.00%
5110 AUTHORITY LEASE RENTAL	1,465,996	1,459,996	1,461,996	1,463,196	1,467,796	4,600	0.31%	0.04%
TOTAL EXPENDITURES	\$ 10,910,027	\$ 11,075,816	\$ 11,253,360	\$ 11,830,714	\$ 12,397,934	\$ 567,220		4.79%